



**SOUTHERN POWER DISTRIBUTION COMPANY OF A.P LIMITED  
CORPORATE OFFICE::TIRUPATI**

**From**  
**The Chief General Manager,**  
**EC&QC, APSPDCL,**  
**D.No :19-13-65/A,**  
**Tiruchanoor Road,**  
**Tirupati.**

**To**  
**Sri. MilindDeore,**  
**Director,**  
**Bureau Of EnergyEfficiency(BEE),**  
**4th Floor, SewaBhawan,**  
**R.K.Puram, New Delhi - 110066**

**Lr.No: CGM/EC&QC/APSPDCL/TPT/EA/ F.No. 286 /D.No: 232 /23,Dt: 1311.2023.**

Sir,

**Sub:**APSPDCL-Energy Audit-Periodic Energy Accounting Report of APSPDCL for the period from 1<sup>st</sup> July'2023 to 30th September'2023(Q2 of FY 2023-24)- Submitted - Reg.

**Ref:-**Gazette notification dated 7<sup>th</sup> October, 2021.

\*\*\*

In the reference cited, the Gazette notification dated 7<sup>th</sup> October, 2021, Bureau of Energy Efficiency (BEE) had issued regulation to Conduct Energy Audit in Electricity Distribution Companies (DISCOMs) under the purview of EC Act, 2001. As per regulation, all Electricity Distribution Companies are mandated to conduct annual energy audit and periodic energy accounting as per the notified timeline.

The Periodic Energy Accounting Report of APSPDCL for the period from 1<sup>st</sup> July'2023 to 30th September'2023(2<sup>nd</sup> Quarter of FY 2023-24) is herewith submitted for favour information and taking necessary action please.

Encl: As above

**CHIEF GENERAL MANAGER/EC& QC  
TIRUPATI**

Copy submitted to

The Director, Tech & HRD, APSPDCL, Tirupati

The Director, Finance, APSPDCL, Tirupati

The Chiarman & Managing Director, APSPDCL, Tirupati

} for favour of  
information  
please.

## General Information

<b>General Information</b>			
1	Name of the DISCOM	SOUTHERN POWER DISTRIBUTION OF ANDHRA PRADESH LIMITED	
2	i) Year of Establishment	2000	
	ii) Government/Public/Private	Government	
3	DISCOM's Contact details & Address		
i	City/Town/Village	TIRUPATI	
ii	District	CHITTOOR	
iii	State	ANDHRA PRADESH	Pin 517503
iv	Telephone	0877-2284111	Fax 0877-2284111
4	Registered Office		
i	Company's Chief Executive Name	Sri.K.SANTHOSHA RAO,	
ii	Designation	CHAIRMAN AND MANAGING DIRECTOR	
iii	Address	D.No: 19-13-65/A, Tiruchanur road, Behind Srinivasa Kalyana Mandapam	
iv	City/Town/Village	Tirupati	P.O.
v	District	Chittoor	
vi	State	ANDHRA PRADESH	Pin 517503
vii	Telephone	0877-2284111	Fax 0877-2284111
5	Nodal Officer Details*		
i	Nodal Officer Name (Designated at DISCOM's)	V.SURESH KUMAR	
ii	Designation	Chief General Manager, Energy Conservation & Quality Control	
iii	Address	D.No: 19-13-65/A, Tiruchanur road, Behind Srinivasa Kalyana Mandapam	
iv	City/Town/Village	Tirupati	P.O.
v	District	Chittoor	
vi	State	ANDHRA PRADESH	Pin 517503
vii	Telephone	0877-2284111	Fax 0877-2284111
6	Energy Manager Details*		
i	Name	S.Soma Sekhar	
ii	Designation	Energy Manager	Whether EA or EM EM
iii	EA/EM Registration No.	EA- 7172	
iv	Telephone	0877-2284111	Fax 0877-2284111
v	Mobile	9440817405	E-mail ID <a href="mailto:de_om@apsdcl.in">de_om@apsdcl.in</a>
7	Period of Information		
	Year of (FY) information including Date and Month (Start & End)	1st July '23 - 30th September '23	

## Performance Summary of Electricity Distribution Companies

<b>1</b>	Period of Information Year of (FY) information including Date and Month (Start & End)	1st July '23 - 30th September '23	
<b>2</b>	<b>Technical Details</b>		
<b>(a)</b>	<b>Energy Input Details</b>		
(i)	Input Energy Purchase (From Generation Source)	Million kwh	8457.68
(ii)	Net input energy (at DISCOM Periphery after adjusting the transmission losses and energy traded)	Million kwh	7766.05
(iii)	Total Energy billed (is the Net energy billed, adjusted for energy traded)	Million kwh	7128.79
<b>(b)</b>	Transmission and Distribution (T&D) loss Details	Million kwh	637.26
		%	8.21
	Collection Efficiency	%	85.26
<b>(c)</b>	Aggregate Technical & Commercial Loss	%	21.74

I/We undertake that the information supplied in this Document and Pro-forma is accurate to the best of my knowledge and if any of the information supplied is found to be incorrect and such information result into loss to the Central Government or State Government or any of the authority under them or any other person affected, I/we undertake to indemnify such loss.

Authorised Signatory and Seal



Signature:-



Name of Energy Manager\*:

S. SUMA SEKHAR

Registration Number:

EA-7172

Name of Authorised Signatory

Name of the DISCOM

Full Address

CHIEF GENERAL MANAGER  
TSE & C  
AP ST BCL :: TIRUPATI

Seal

**Form-Input energy(Details of Input energy & Infrastructure)**

**A. Summary of energy input & Infrastructure**

S.No	Parameters	Period 1st July '23 to 30th September '23	Remarks (Source of data)
A.1	Input Energy purchased (MU)	8457.675	
A.2	Transmission loss (%)	2.34%	
A.3	Transmission loss (MU)	197.59	
A.4	Energy sold outside the periphery(MU)	0	
A.5	Open access sale (MU)	229.74	
A.6	EHT sale	1642.52	
A.7	Net input energy (received at DISCOM periphery or at distribution point)-(MU)	7756.05	
A.8	Is 100% metering available at 66/33 kV (Select yes or no from list)	Yes	
A.9	Is 100% metering available at 11 kV (Select yes or no from list)	Yes	
A.10	% of metering available at DT	0%	
A.11	% of metering available at consumer end	100%	
A.12	No of feeders at 66kV voltage level	0	
A.13	No of feeders at 33kV voltage level	741	
A.14	No of feeders at 11kV voltage level	6018	
A.15	No of LT feeders level	0	
A.16	Line length (ckt. km) at 66kV voltage level	0	
A.17	Line length (ckt. km) at 33kV voltage level	13231.5	
A.18	Line length (ckt. km) at 11kV voltage level	147863.78	
A.19	Line length (km) at LT level	150118.21	
A.20	Length of Aerial Bunched Cables	86944.69	
A.21	Length of Underground Cables	706.91	
A.22	HT/LT ratio	1.07	

**B. Meter reading of input energy at Injection points**

S.No	Zone	Circle	Voltage Level (KVA)	Division (KVA)	Sub Station (KVA)	Feeder ID	Feeder Name	Feeder Metering Status (Metered/unmetered/AMI/AMR)	Status of Meter (Functional/Non-functional)	Metering Date Date of last actual meter reading/ communication	Feeder Type (Agri/ Industrial/Mixed)	Status of Communication			Period from July '23 to September '23				Sales	Remarks (Source of data)
												% data received through automaticall y if feeder AMR/AMI	Number of hours when meter was unable to communicate in period	Total Number of hours in the period	Meter S.No	CT/PT ratio	Import (MU)	Export (MU)		
B.1		Nellore	33KV	Naidupet	Nellore		50MVA 132/33 kV Transformer#1	Metered	Functional	30.09.2023	Mixed				15462076	3000	41.06			
B.2		Nellore	33KV	Naidupet	Nellore		50MVA 132/33 kV Transformer#2	Metered	Functional	30.09.2023	Mixed				15462062	3000	43.59			
B.3		Nellore	33KV	Naidupet	Nellore		50MVA 132/33 kV Transformer#3	Metered	Functional	30.09.2023	Mixed				AP914543	3000	48.33			
B.4		Nellore	132KV	Naidupet	Sullurpet		132 kV Sullurpet Rly. Traction#1	Metered	Functional	30.09.2023	Industrial				11075701	500	3.59			
B.5		Nellore	132KV	Naidupet	Sullurpet		132 kV Sullurpet Rly. Traction#2	Metered	Functional	30.09.2023	Industrial				12287792	1000	5.66			
B.6		Nellore	33KV	Naidupet	Sullurpet		50MVA 132/33 kV Transformer#1	Metered	Functional	30.09.2023	Mixed				15462418	3000	38.21			
B.7		Nellore	33KV	Naidupet	Sullurpet		50MVA 132/33 kV Transformer#2	Metered	Functional	30.09.2023	Mixed				15462041	3000	38.54			
B.8		Nellore	33KV	Naidupet	Nellore South (N. V. Gardens)		31.5MVA 132/33 kV Transformer#1	Metered	Functional	30.09.2023	Mixed				AP906805	1600	33.68			
B.9		Nellore	33KV	Naidupet	Nellore South (N. V. Gardens)		31.5MVA 132/33 kV Transformer#2	Metered	Functional	30.09.2023	Mixed				AP906815	2000	31.53			
B.10		Nellore	33KV	Naidupet	Nellore South (N. V. Gardens)		50MVA 132/33 kV Transformer#3	Metered	Functional	30.09.2023	Mixed				15462068	3000	48.70			
B.11		Nellore	33KV	Naidupet	Nellore South (N. V. Gardens)		31.5MVA 132/11 kV Transformer#4	Metered	Functional	30.09.2023	Mixed				11075695	1000	36.08			
B.12		Nellore	132KV	Naidupet	Venkatagiri		132 kV Venkatagiri Rly. Traction	Metered	Functional	30.09.2023	Industrial				Q0308095	1000	9.71			
B.13		Nellore	33KV	Naidupet	Venkatagiri		50MVA 132/33 kV Transformer#1	Metered	Functional	30.09.2023	Mixed				15462334	3000	29.88			
B.14		Nellore	33KV	Naidupet	Venkatagiri		31.5MVA 132/33 kV Transformer#2	Metered	Functional	30.09.2023	Mixed				11075704	2000	19.54			
B.15		Nellore	33KV	Naidupet	Sriharikota		16MVA 132/11 kV Transformer#1	Metered	Functional	30.09.2023	Mixed				15462332	1000	5.82			
B.16		Nellore	33KV	Naidupet	Sriharikota		16MVA 132/11 kV Transformer#2	Metered	Functional	30.09.2023	Mixed				15462333	1000	5.05			
B.17		Nellore	33KV	Nellore Rurals	Guduru		16MVA 132/33 kV Transformer#3	Metered	Functional	30.09.2023	Mixed				15462042	333.33	13.09			
B.18		Nellore	132KV	Gudur	Guduru		132 kV Guduru Rly. Traction#1	Metered	Functional	30.09.2023	Industrial				12287794	166.67	7.61			
B.19		Nellore	132KV	Gudur	Guduru		132 kV Guduru Rly. Traction#2	Metered	Functional	30.09.2023	Industrial				11075734	166.67	2.46			
B.20		Nellore	33KV	Gudur	Guduru		25MVA 132/33 kV Transformer#2	Metered	Functional	30.09.2023	Mixed				15462039	2000	19.36			
B.21		Nellore	132KV	Gudur	Guduru		132KV Nelcast Ltd	Metered	Functional	30.09.2023	Industrial				AP910356	1000	19.04			
B.22		Nellore	33KV	Gudur	Guduru		31.5MVA 132/11 kV Transformer#4	Metered	Functional	30.09.2023	Mixed				TS503394	1000	21.60			
B.23		Nellore	33KV	Gudur	Guduru		31.5MVA 132/33 kV Transformer#1	Metered	Functional	30.09.2023	Mixed				15462038	1600	23.10			
B.24		Nellore	33KV	Gudur	Atmakur (Nellore)		50MVA 132/33 kV Transformer#2	Metered	Functional	30.09.2023	Mixed				15462071	3000	14.57			
B.25		Nellore	33KV	Gudur	Atmakur (Nellore)		50MVA 132/33 kV Transformer#1	Metered	Functional	30.09.2023	Mixed				15462070	3000	14.41			

S.No	Zone	Circle	Voltage Level (KVA)	Division (KVA)	Sub Station (KVA)	Feeder ID	Feeder Name	Feeder Metering Status (Metered/ un-metered/ AMI/AMR)	Status of Meter (Functional/Non-functional)	Metering Date	Feeder Type (Agr/ Industrial/Mixed)	Status of Communication			Period from July '23 to September ' 23				Sales	Remarks (Source of data)
										Date of last actual meter reading/ communication		% data received through automaticall y if feeder AMR/AMI	Number of hours when meter was unable to communicate in period	Total Number of hours in the period	Meter S.No	CT/PT ratio	Import (MU)	Export (MU)		
B.26		Nellore	33KV	Nellore Rurals	Chendodu		50MVA 132/33 kV Transformer#1	Metered	Functional	30.09.2023	Mixed				15462368	3000	29.29			
B.27		Nellore	33KV	Nellore Rurals	Chendodu		50MVA 132/33 kV Transformer#2	Metered	Functional	30.09.2023	Mixed				15462369	3000	32.98			
B.28		Nellore	132KV	Gudur	Kavali		132 kV Kavali Rly. Traction#1	Metered	Functional	30.09.2023	Industrial				12287772	333.33	7.55			
B.29		Nellore	132KV	Kavali	Kavali		132 kV Kavali Rly. Traction#2	Metered	Functional	30.09.2023	Industrial				12287791	333.33	10.35			
B.30		Nellore	33KV	Kavali	Kavali		31.5MVA 132/33 kV Transformer#1	Metered	Functional	30.09.2023	Mixed				15462380	1600	15.93			
B.31		Nellore	33KV	Kavali	Kavali		50MVA 132/33 kV Transformer#2	Metered	Functional	30.09.2023	Mixed				TSS03425	3000	25.69			
B.32		Nellore	33KV	Kavali	Kavali		50MVA 132/33 kV Transformer#3	Metered	Functional	30.09.2023	Mixed				KAU14957	3000	24.59			
B.33		Nellore	33KV	Naidupet	Udayagiri		16MVA 132/33 kV Transformer#1	Metered	Functional	30.09.2023	Mixed				15462069	1000	4.87			
B.34		Nellore	33KV	Naidupet	Udayagiri		16MVA 132/33 kV Transformer#2	Metered	Functional	30.09.2023	Mixed				AP906706	1000	4.73			
B.35		Nellore	33KV	Naidupet	Udayagiri		50MVA 132/33 kV Transformer#3	Metered	Functional	30.09.2023	Mixed				AP906795	3000	12.30			
B.36		Nellore	33KV	Gudur	NTS		31.5MVA 132/33 kV Transformer#1	Metered	Functional	30.09.2023	Mixed				UPP41582	1600	19.57			
B.37		Nellore	132KV	Nellore Rurals	NTS		132 kV Nellore Rly. Traction#1	Metered	Functional	30.09.2023	Industrial				12287773	166.67	0.02			
B.38		Nellore	132KV	Nellore Rurals	NTS		132 kV Nellore Rly. Traction#2	Metered	Functional	30.09.2023	Industrial				12287776	166.67	0.25			
B.39		Nellore	33KV	Kavali	NTS		31.5MVA 132/33 kV Transformer#2	Metered	Functional	30.09.2023	Mixed				AP906694	2000	21.64			
B.40		Nellore	33KV	Kavali	NTS		31.5MVA 132/33 kV Transformer#3	Metered	Functional	30.09.2023	Mixed				AP906708	1000	21.41			
B.41		Nellore	33KV	Naidupet	Allur		31.5MVA 132/33 kV Transformer#2	Metered	Functional	30.09.2023	Mixed				AP906683	2000	25.12			
B.42		Nellore	33KV	Naidupet	Allur		50MVA 132/33 kV Transformer#1	Metered	Functional	30.09.2023	Mixed				XE411351	3000	37.52			
B.43		Nellore	132KV	Gudur	Brahmadevam		132KV Railway Traction	Metered	Functional	30.09.2023	Industrial				Q0308109	1000	5.29			
B.45		Nellore	33KV	Nellore Rurals	Brahmadevam		31.5MVA 132/33 kV Transformer#1	Metered	Functional	30.09.2023	Mixed				AP906799	1600	36.74			
B.46		Nellore	33KV	Nellore Rurals	Brahmadevam		50MVA 132/33 kV Transformer#3	Metered	Functional	30.09.2023	Mixed				XE411376	3000	56.99			
B.48		Nellore	132KV	Naidupet	Naidupet		132KV VIKKI INDUSTRY	Metered	Functional	30.09.2023	Industrial				KAU09658	1000	20.29			
B.49		Nellore	33KV	Naidupet	Naidupet		31.5MVA 132/33 kV Transformer#1	Metered	Functional	30.09.2023	Mixed				15462059	1600	9.48			
B.50		Nellore	132KV	Naidupet	Naidupet		132KV EMJAY Steels	Metered	Functional	30.09.2023	Industrial				APX00984	1000	18.15			
B.51		Nellore	33KV	Naidupet	Naidupet		50MVA 132/33 kV Transformer#2	Metered	Functional	30.09.2023	Mixed				15462060	3000	15.22			
B.52		Nellore	132KV	Naidupet	Naidupet		132KV Amman Try feeder	Metered	Functional	30.09.2023	Industrial				X1739670	500	36.27			
B.53		Nellore	33KV	Naidupet	Adurpalle		16MVA 132/33 kV Transformer#1	Metered	Functional	30.09.2023	Mixed				KA905330	1000	11.52			
B.54		Nellore	33KV	Naidupet	Adurpalle		16MVA 132/33 kV Transformer#2	Metered	Functional	30.09.2023	Mixed				KA905331	1000	10.88			
B.55		Nellore	33KV	Naidupet	Adurpalle		16MVA 132/33 kV Transformer#3	Metered	Functional	30.09.2023	Mixed				AP903183	333.33	10.77			
B.56		Nellore	132KV	Naidupet	Adurpalle		132KV Railway Traction	Metered	Functional	30.09.2023	Industrial				XC541883	1000	3.59			
B.58		Nellore	33KV	Gudur	Menakuru		50MVA 132/33 kV Transformer#1	Metered	Functional	30.09.2023	Mixed				AP906625	3000	24.45			
B.59		Nellore	33KV	Gudur	Menakuru		31.5MVA 132/33 kV Transformer#2	Metered	Functional	30.09.2023	Mixed				AP906623	2000	15.00			
B.60		Nellore	132KV	Gudur	Menakuru		132KV Hindustan National Glass Ind. Ltd.	Metered	Functional	30.09.2023	Industrial				AP912072	1000	18.32			
B.61		Nellore	132KV	Gudur	Menakuru		132KV Green Tech Feeder	Metered	Functional	30.09.2023	Industrial				XC595020	250	28.70			
B.62		Nellore	132KV	Gudur	Menakuru		132KV Brakes India Ltd	Metered	Functional	30.09.2023	Industrial				XF465360	1000	20.21			
B.63		Nellore	33KV	Kavali	Rapur		16MVA 132/33 kV Transformer#1	Metered	Functional	30.09.2023	Mixed				XD551515	1000	5.99			
B.64		Nellore	33KV	Kavali	Rapur		16MVA 132/33 kV Transformer#2	Metered	Functional	30.09.2023	Mixed				XD551524	1000	5.74			
B.65		Nellore	33KV	Kavali	Rapur		16MVA 132/33 kV Transformer#3	Metered	Functional	30.09.2023	Mixed				X1819551	333.33	5.70			
B.66		Nellore	33KV	Kavali	Racharlapadu(IFFCO)		31.5MVA 132/33 kV Transformer#1	Metered	Functional	30.09.2023	Mixed				18088450	1600	13.42			
B.67		Nellore	33KV	Kavali	Racharlapadu(IFFCO)		31.5MVA 132/33 kV Transformer#2	Metered	Functional	30.09.2023	Mixed				18053536	2000	13.98			
B.68		Nellore	33KV	Naidupet	Vinjamuru		16MVA 132/33 kV Transformer#1	Metered	Functional	30.09.2023	Mixed				18088507	1000	8.49			
B.69		Nellore	33KV	Naidupet	Vinjamuru		31.5MVA 132/33 kV Transformer#2	Metered	Functional	30.09.2023	Mixed				18053502	2000	15.78			
B.70		Nellore	33KV	Naidupet	220KVSS Naidupeta		50MVA 132/33 kV Transformer#1	Metered	Functional	30.09.2023	Mixed				XE485966	3000	0.42			
B.71		Nellore	33KV	Naidupet	220KVSS Naidupeta		80MVA 132/33 kV Transformer#2	Metered	Functional	30.09.2023	Mixed				XE485970	2000	0.28			
B.72		Nellore	33KV	Naidupet	220KVSS Naidupeta		80MVA 132/33 kV Transformer#3	Metered	Functional	30.09.2023	Mixed				XE485968	4000	0.41			
B.73		Nellore	33KV	Naidupet	Anantha Sagaram		16MVA 132/33 kV Transformer#1	Metered	Functional	30.09.2023	Mixed				18129722	1000	-2.78			
B.74		Nellore	33KV	Gudur	Anantha Sagaram		25MVA 132/33 kV Transformer#2	Metered	Functional	30.09.2023	Mixed				18129720	2000	-4.77			
B.75		Nellore	33KV	Gudur	Kallurupalli		31.5MVA 132/33 kV Transformer#1	Metered	Functional	30.09.2023	Mixed				18117175	1600	25.54			
B.76		Nellore	33KV	Nellore Rurals	Gottiprolu		31.5MVA 132/33 kV Transformer#2	Metered	Functional	30.09.2023	Mixed				X1356421	2000	12.64			
B.77		Nellore	33KV	Nellore Rurals	Gottiprolu		31.5MVA 132/33 kV Transformer#1	Metered	Functional	30.09.2023	Mixed				X1356417	1600	13.11			
B.78		Nellore	33KV	Naidupet	132KVSS Dagadathi		31.5MVA 132/33 kV Transformer#1	Metered	Functional	30.09.2023	Mixed				18117174	1600	17.29			
B.79		Nellore	132KV	Kavali	Krishnapatnam port SWS		Penna Cements 132KV at SWS	Metered	Functional	30.09.2023	Industrial				X1819052	1000	1.16			
B.80		Nellore	132KV	Kavali	Krishnapatnam port SWS		132kV Krishnapatnam Port Feeder#1	Metered	Functional	30.09.2023	Industrial				APMB6296	1000	17.48			
B.81		Nellore	33KV	Nellore Rurals	132KV Korturu		31.5 MVA 132/33kV Transformer#1	Metered	Functional	30.09.2023	Mixed				18088525	2	11.62			
B.84		Nellore	33KV	NELLORE RURALS	Private Developers (SP)		Wind Power Project, Narsimhakonda	Metered	Functional	30.09.2023	Industrial				12093020	1000	0.98			
B.85		Nellore	33KV	Athmakur	Private Developers (SP)		Balaji Energy Pvt Ltd. (Phase 1)	Metered	Functional	30.09.2023	Industrial				APZ00872	1000	7.71			

S.No	Zone	Circle	Voltage Level (KVA)	Division (KVA)	Sub Station (KVA)	Feeder ID	Feeder Name	Feeder Metering Status (Metered/ unmetered/ AMI/AMR)	Status of Meter (Functional/Non-functional)	Metering Date	Feeder Type (Agri/ Industrial/Mixed)	Status of Communication			Period from July '23 to September '23				Sales	Remarks (Source of data)
										Date of last actual meter reading/ communication		% data received through automaticall y if feeder AMR/AMI	Number of hours when meter was unable to communicate in period	Total Number of hours in the period	Meter S.No	CT/PT ratio	Import (MU)	Export (MU)		
B.86		Nellore	33KV	Athmakur	Private Developers (SP)		Balaji Energy Pvt Ltd. (Phase 2)	Metered	Functional	30.09.2023	Industrial				APZ00870	1000		1.29		
B.88		Nellore	33KV	Athmakur	Private Developers (SP)		Amaravathi Textiles Solar Pvt.Ltd.	Metered	Functional	30.09.2023	Industrial				APX02535	1000		3.90		
B.89		Nellore	33KV	Athmakur	Private Developers (SP)		Balaji Energy Pvt. Ltd, Phase-3	Metered	Functional	30.09.2023	Industrial				APX01084	1000		1.07		
B.90		Nellore	33KV	Athmakur	Private Developers (SP)		Balaji Energy Pvt. Ltd, Phase-4	Metered	Functional	30.09.2023	Industrial				APX01609	1000		7.99		
B.91		Nellore	33KV	Gudur	Private Developers (SP)		Khandaleru Power Company Limited	Metered	Functional	30.09.2023	Industrial				APX02501	1000		0.45		
B.92		Nellore	33KV	Athmakur	Private Developers (SP)		Lalitha Parameswari spinning Mills Pvt Ltd..	Metered	Functional	30.09.2023	Industrial				APZ00668	1000		2.64		
B.93		Nellore	33KV	GOOTY	Private Developers (SP)		M/s Chitturi Projects Pvt Ltd.	Metered	Functional	30.09.2023	Industrial				APX02360	1000		0.28		
B.94		Nellore	33KV	GOOTY	Private Developers (SP)		M/s SRDD Energy (OPC) Pvt Ltd.	Metered	Functional	30.09.2023	Industrial				APX01442	1000		0.41		
B.95		Nellore	33KV	NAIDUPETA	IEX		ULTRAMARINE AND PIGMENTS LTD,ULTRAMARINE	Metered	Functional	30.09.2023	Industrial				APZ01539	1000			0.05	
B.96		Nellore	33KV	KAVALI	IEX		M/S VENKATA NARAYANA ACTIVE INGREDIENTS P	Metered	Functional	30.09.2023	Industrial				21003624	1000		0.55		
B.97		Nellore	33KV	NELLORE RURALS	IEX		M/S.ADANI WILMAR LIMITED	Metered	Functional	30.09.2023	Industrial				APX00131	1000		0.16		
B.98		Nellore	132KV	NAIDUPETA	IEX		M/S.GREEN TECH INDUSTRIES (P)	Metered	Functional	30.09.2023	Industrial				APX00607	1000		1.25		
B.99		Nellore	33KV	NELLORE RURALS	IEX		M/S EMAMI AGROTECH LIMITED	Metered	Functional	30.09.2023	Industrial				APX00201	2000		0.36		
B.100		Nellore	132KV	NAIDUPETA	IEX		M/S.HINDUSTAN NATIONAL GLASS&	Metered	Functional	30.09.2023	Industrial				APZ01346	1000		4.09		
B.101		Nellore	33KV	NELLORE RURALS	IEX		3F INDUSTRIES LIMITED	Metered	Functional	30.09.2023	Industrial				APZ01516	1000		0.16		
B.102		Nellore	33KV	NELLORE RURALS	IEX		M/S ADANI WILMAR LTD	Metered	Functional	30.09.2023	Industrial				21009508	1000		0.10		
B.103		Nellore	33KV	NAIDUPETA	IEX		M/S.DALMIA LAMINATORS LIMITED	Metered	Functional	30.09.2023	Industrial				APX02381	1000		0.04		
B.104		Nellore	33KV	GUDUR	IEX		M/s.Anjani Tiles Limited	Metered	Functional	30.09.2023	Industrial				APX02324	1000		0.13		
B.105		Nellore	132KV	GUDUR	OA		NELCAST LIMITED	Metered	Functional	30.09.2023	Industrial				APX01864	1000		7.95		
B.106		Nellore	11KV	NELLORE RURALS	OA		USHODAYA PUBLICATIONS	Metered	Functional	30.09.2023	Industrial				APX00820	1		0.03		
B.107		Nellore	33KV	NELLORE RURALS	OA		NARAYANA MEDICAL COLLEGE	Metered	Functional	30.09.2023	Industrial				APW00107	500		1.29		
B.108		Nellore	33KV	NELLORE RURALS	OA		M/S EMAMI AGROTECH LIMITED	Metered	Functional	30.09.2023	Industrial				APX00201	2000		0.32		
B.109		Nellore	33KV	NELLORE RURALS	OA		3F INDUSTRIES LIMITED	Metered	Functional	30.09.2023	Industrial				APZ01516	1000		1.21		
B.110		Nellore	132KV	NELLORE RURALS	OA		M/S. ADANI KRISHNAPATNAM PORT LTD.	Metered	Functional	30.09.2023	Industrial				APZ01148	1000		7.56		
B.111		Nellore	132KV	NAIDUPETA	OA		BRAKES INDIA PVT LTD	Metered	Functional	30.09.2023	Industrial				APX02337	1000		6.70		
B.112		Nellore	33KV	NAIDUPETA	OA		NELCAST LIMITED	Metered	Functional	30.09.2023	Industrial				APX02557	1000		6.49		
B.113		Nellore	33KV		AUXILIARY CONSUMPTION		AUXILIARY CONSUMPTION	Metered	Functional	30.09.2023	Industrial							0.52		
B.114		Nellore	33KV	NAIDUPETA	INTERCIRCLE		33KV CONTINENTAL COFFEE LTD	Metered	Functional	30.09.2023	Industrial				XD449189	1000		3.72		
B.115		Nellore	33KV	NAIDUPETA	INTERCIRCLE		33KV VARADAYAPALEM	Metered	Functional	30.09.2023	Industrial				X1301356	2000		5.98		
B.116		Nellore	33KV	NAIDUPETA	INTERCIRCLE		33KV BUCHI NAIDU KANDRIGA	Metered	Functional	30.09.2023	Industrial				X1301360	2000		2.85		
B.117		Nellore	33KV	NAIDUPETA	INTERCIRCLE		33KV VAMPALLI	Metered	Functional	30.09.2023	Industrial				AP003565	120		15.12		
B.118		Nellore	33KV	NAIDUPETA	INTERCIRCLE		33KV MANNAVARAM	Metered	Functional	30.09.2023	Industrial				APE38161	3000		1.34		
B.119		ongole	33KV	Kanigiri	132 kV Pamuru		Varikuntapadu	Metered	Functional	30.09.2023	Industrial				X025689	666.67		1.10		
B.120		Chittoor	33KV	Chittoor Town	Chittoor		50MVA 132/33 kV Transformer#1	Metered	Functional	30.09.2023	Mixed				15461993	3000		28.74		
B.121		Chittoor	33KV	Chittoor Town	Chittoor		50MVA 132/33 kV Transformer#2	Metered	Functional	30.09.2023	Mixed				15461994	3000		28.66		
B.122		Chittoor	33KV	Chittoor Town	Chittoor		50MVA 132/33 kV Transformer#3	Metered	Functional	30.09.2023	Mixed				15461995	3000		32.72		
B.123		Chittoor	33KV	Piler	Kalkiri		31.5MVA 132/33 kV Transformer#2	Metered	Functional	30.09.2023	Mixed				15461980	2000		21.80		
B.124		Chittoor	33KV	Piler	Kalkiri		31.5MVA 132/33 kV Transformer#3	Metered	Functional	30.09.2023	Mixed				15461979	1000		21.77		
B.125		Chittoor	33KV	Piler	Kalkiri		50MVA 132/33 kV Transformer#1	Metered	Functional	30.09.2023	Mixed				15461978	3000		35.45		
B.126		Chittoor	132KV	Op Tirupati	Renigunta		132 kV Grindwell Norton	Metered	Functional	30.09.2023	Industrial				12287877	500		13.24		
B.127		Chittoor	132KV	Op Tirupati	Renigunta		132 kV Renigunta Rly. Traction#1	Metered	Functional	30.09.2023	Industrial				Q0308037	1000		7.26		
B.128		Chittoor	132KV	Op Tirupati	Renigunta		132 kV Renigunta Rly. Traction#2	Metered	Functional	30.09.2023	Industrial				Q0308039	1000		6.07		
B.129		Chittoor	33KV	Op Tirupati	Renigunta		31.5MVA 132/33 kV Transformer#1	Metered	Functional	30.09.2023	Mixed				15462171	1600		29.92		
B.130		Chittoor	132KV	Op Tirupati	Renigunta		132 kV Amararaja	Metered	Functional	30.09.2023	Industrial				PDSM	1000		48.00		
B.131		Chittoor	33KV	Op Tirupati	Renigunta		31.5MVA 132/11 kV Transformer#3	Metered	Functional	30.09.2023	Mixed				15462146	1000		35.43		
B.132		Chittoor	33KV	Op Tirupati	Renigunta		31.5MVA 132/33 kV Transformer#2	Metered	Functional	30.09.2023	Mixed				15462172	2000		33.42		
B.133		Chittoor	33KV	R Chittoor	Palamaneru		50MVA 132/33 kV Transformer#1	Metered	Functional	30.09.2023	Mixed				15462178	3000		34.47		
B.134		Chittoor	33KV	R Chittoor	Palamaneru		80MVA 132/33 kV Transformer#2	Metered	Functional	30.09.2023	Mixed				15462187	2000		57.75		
B.136		Chittoor	33KV	Op Puttur	Puttur		31.5MVA 132/33 kV Transformer#2	Metered	Functional	30.09.2023	Mixed				TSS03415	2000		17.05		
B.137		Chittoor	132KV	Op Puttur	Puttur		132 kV Puttur Rly. Traction#1	Metered	Functional	30.09.2023	Industrial				Q0308045	1000		4.66		
B.138		Chittoor	132KV	Op Puttur	Puttur		132 kV Puttur Rly. Traction#2	Metered	Functional	30.09.2023	Industrial				Q0308058	1000		4.55		
B.139		Chittoor	33KV	Op Puttur	Puttur		50MVA 132/33 kV Transformer#1	Metered	Functional	30.09.2023	Mixed				TSS03395	3000		26.47		
B.140		Chittoor	33KV	Op Tirupati	Tirupathi		50MVA 132/33 kV Transformer#2	Metered	Functional	30.09.2023	Mixed				15462422	3000		53.71		
B.141		Chittoor	33KV	Op Tirupati	Tirupathi		50MVA 132/33 kV Transformer#1	Metered	Functional	30.09.2023	Mixed				15462421	3000		50.01		
B.142		Chittoor	132KV	Tirupati rurals	Pakala		132 kV Pakala Rly. Traction	Metered	Functional	30.09.2023	Industrial				Q0308044	1000		5.41		

S.No	Zone	Circle	Voltage Level (KVA)	Division (KVA)	Sub Station (KVA)	Feeder ID	Feeder Name	Feeder Metering Status (Metered/ un-metered/ AMI/AMR)	Status of Meter (Functional/Non-functional)	Metering Date	Feeder Type (Agri/ Industrial/Mixed )	Status of Communication			Period from July '23 to September ' 23				Sales	Remarks (Source of data)
										Date of last actual meter reading/ communication		% data received through automatically if feeder AMR/AMI	Number of hours when meter was unable to communicate in period	Total Number of hours in the period	Meter S.No	CT/PT ratio	Import (MU)	Export (MU)		
B.143		Chittoor	132KV	Tirupati rurals	Pakala		132 kV Snamalloys	Metered	Functional	30.09.2023	Industrial				AP905558	1000		30.14		
B.144		Chittoor	33KV	Tirupati rurals	Pakala		31.5MVA 132/33 kV Transformer#2	Metered	Functional	30.09.2023	Mixed				15462424	2000		14.51		
B.145		Chittoor	33KV	Tirupati rurals	Pakala		50MVA 132/33 kV Transformer#1	Metered	Functional	30.09.2023	Mixed				15462420	3000		21.50		
B.146		Chittoor	33KV	R Tirupati	Srikalahasthi		31.5MVA 132/33 kV Transformer#1	Metered	Functional	30.09.2023	Mixed				Y0310567	1600		23.04		
B.147		Chittoor	33KV	R Tirupati	Srikalahasthi		50MVA 132/33 kV Transformer#2	Metered	Functional	30.09.2023	Mixed				Y0310589	3000		40.29		
B.148		Chittoor	132KV	R Tirupati	Srikalahasthi		132KV Pushpit Steels Pvt.Ltd.	Metered	Functional	30.09.2023	Industrial				21009486	1000		20.42		
B.149		Chittoor	33KV	R Tirupati	Srikalahasthi		31.5MVA 132/33 kV Transformer#3	Metered	Functional	30.09.2023	Mixed				TSS03050	1000		25.05		
B.150		Chittoor	132KV	R Tirupati	Srikalahasthi		132KV Greenply	Metered	Functional	30.09.2023	Industrial				APX01831	1000		19.29		
B.151		Chittoor	33KV	Madanapalli	Madanapalli		50MVA 132/33 kV Transformer#1	Metered	Functional	30.09.2023	Mixed				15462185	3000		48.13		
B.152		Chittoor	33KV	Puttur	Madanapalli		50MVA 132/33 kV Transformer#2	Metered	Functional	30.09.2023	Mixed				15462186	3000		43.52		
B.153		Chittoor	33KV	Chittoor Rurals	Shanthipuram		80MVA 132/33 kV Transformer#2	Metered	Functional	30.09.2023	Mixed				XE411364	2000		47.56		
B.154		Chittoor	33KV	Punganur	Shanthipuram		80 MVA 132/33 kV Transformer#1	Metered	Functional	30.09.2023	Mixed				15462205	2500		50.28		
B.155		Chittoor	33KV	Puttur	Nagari		31.5MVA 132/33 kV Transformer#2	Metered	Functional	30.09.2023	Mixed				XE411367	2000		23.08		
B.156		Chittoor	33KV	Puttur	Nagari		31.5MVA 132/33 kV Transformer#1	Metered	Functional	30.09.2023	Mixed				Y0310584	1600		23.61		
B.157		Chittoor	33KV	Chittoor Town	Kothapallimitta		50MVA 132/33 kV Transformer#2	Metered	Functional	30.09.2023	Mixed				XE411360	3000		21.79		
B.158		Chittoor	33KV	Chittoor Town	Kothapallimitta		80MVA 132/33 kV Transformer#1	Metered	Functional	30.09.2023	Mixed				XE410642	1666.67		38.74		
B.159		Chittoor	33KV	Tirupati rurals	Chandragiri		16MVA 132/33 kV Transformer#2	Metered	Functional	30.09.2023	Mixed				15462423	1000		9.94		
B.160		Chittoor	33KV	Tirupati rurals	Chandragiri		31.5MVA 132/33 kV Transformer#1	Metered	Functional	30.09.2023	Mixed				XC598730	1600		15.45		
B.161		Chittoor	33KV	Madanapalli	Burakayalakota		31.5MVA 132/33 kV Transformer#1	Metered	Functional	30.09.2023	Mixed				XE485713	1600		21.90		
B.162		Chittoor	33KV	Madanapalli	Burakayalakota		50MVA 132/33 kV Transformer#2	Metered	Functional	30.09.2023	Mixed				XE485727	3000		33.54		
B.163		Chittoor	33KV	Piler	Rompicherla		31.5MVA 132/33 kV Transformer#1	Metered	Functional	30.09.2023	Mixed				XE411366	1600		15.88		
B.164		Chittoor	33KV	Piler	Rompicherla		50MVA 132/33 kV Transformer#2	Metered	Functional	30.09.2023	Mixed				XE410646	3000		23.21		
B.165		Chittoor	33KV	Punganoor	Kuppam		50MVA 132/33 kV Transformer#2	Metered	Functional	30.09.2023	Mixed				XE485707	3000		50.69		
B.166		Chittoor	33KV	Punganoor	Kuppam		50MVA 132/33 kV Transformer#1	Metered	Functional	30.09.2023	Mixed				XE485718	3000		50.42		
B.167		Chittoor	33KV	Punganoor	Punganur		50MVA 132/33 kV Transformer#2	Metered	Functional	30.09.2023	Mixed				XE411386	3000		25.45		
B.168		Chittoor	33KV	Punganoor	Punganur		50MVA 132/33 kV Transformer#1	Metered	Functional	30.09.2023	Mixed				XE410653	3000		26.85		
B.169		Chittoor	33KV	Madanapalli	Gurramkonda		31.5MVA 132/33 kV Transformer#2	Metered	Functional	30.09.2023	Mixed				15462182	2000		17.60		
B.170		Chittoor	33KV	Madanapalli	Gurramkonda		50MVA 132/33 kV Transformer#1	Metered	Functional	30.09.2023	Mixed				15462181	3000		30.46		
B.171		Chittoor	33KV	Puttur	Nagalapuram		31.5MVA 132/33 kV Transformer#2	Metered	Functional	30.09.2023	Mixed				15462145	2000		13.33		
B.172		Chittoor	33KV	Puttur	Nagalapuram		31.5MVA 132/33 kV Transformer#1	Metered	Functional	30.09.2023	Mixed				15462144	1600		13.45		
B.173		Chittoor	33KV	CHITTOOR RURALS	Irala		16MVA 132/33 kV Transformer#1	Metered	Functional	30.09.2023	Mixed				15462190	1000		7.27		
B.174		Chittoor	33KV	CHITTOOR RURALS	Irala		31.5MVA 132/33 kV Transformer#2	Metered	Functional	30.09.2023	Mixed				15462207	2000		12.63		
B.175		Chittoor	33KV	Piler	Somala		31.5MVA 132/33 kV Transformer#2	Metered	Functional	30.09.2023	Mixed				15461982	2000		9.56		
B.176		Chittoor	33KV	Piler	Somala		31.5MVA 132/33 kV Transformer#1	Metered	Functional	30.09.2023	Mixed				15461981	1600		8.61		
B.177		Chittoor	33KV	Op Tirupati	Tirumala		16MVA 132/33 kV Transformer#1	Metered	Functional	30.09.2023	Mixed				X59876	1000		0.88		
B.178		Chittoor	33KV	Op Tirupati	Tirumala		16MVA 132/33 kV Transformer#2	Metered	Functional	30.09.2023	Mixed				15462426	1000		4.18		
B.179		Chittoor	33KV	Op Tirupati	Tirumala		31.5MVA 132/33 kV Transformer#1	Metered	Functional	30.09.2023	Mixed				15462425	1600		4.47		
B.180		Chittoor	33KV	Chittoor Rurals	Nunigundrapalli SWS		132KV Amaraaraja Infrastructure Pvt. Ltd.	Metered	Functional	30.09.2023	Industrial				AP201371	1000		54.83		
B.181		Chittoor	33KV	R Chittoor	Nunigundrapalli SWS		31.5MVA 132/33 kV Transformer-1	Metered	Functional	30.09.2023	Mixed				TSS03363	1000		14.13		
B.182		Chittoor	33KV	R Chittoor	Nunigundrapalli SWS		31.5MVA 132/33 kV Transformer-2	Metered	Functional	30.09.2023	Mixed				XB583129	4000		14.24		
B.183		Chittoor	132KV	R Tirupati	220 KV SS Rachagunneri		132 KV Lanco	Metered	Functional	30.09.2023	Industrial				21009483	1000		24.28		
B.184		Chittoor	33KV	Tirupati rurals	220 KV SS Rachagunneri		Prakash Ferrous Industries Pvt. Ltd.,	Metered	Functional	30.09.2023	Industrial				21001247	1000		53.05		
B.185		Chittoor	33KV	Tirupati rurals	220 KV SS Rachagunneri		Srikalahasthi pipes-II	Metered	Functional	30.09.2023	Industrial				21009481	1000		34.41		
B.186		Chittoor	33KV	Puttur	Cherivi (132KV)		31.5MVA 132/33 kV Transformer#2	Metered	Functional	30.09.2023	Mixed				XB552447	2000		42.40		
B.187		Chittoor	132KV	Puttur	Cherivi (132KV)		Mondelez India Foods Ltd	Metered	Functional	30.09.2023	Industrial				XC588532	500		14.28		
B.188		Chittoor	33KV	Puttur	Cherivi (132KV)		50MVA 132/33 kV Transformer#1	Metered	Functional	30.09.2023	Mixed				XB552441	3000		68.87		
B.189		Chittoor	132KV	Puttur	Cherivi (132KV)		132KV Toray Feeder	Metered	Functional	30.09.2023	Industrial				XC477791	250		6.07		
B.190		Chittoor	132KV	Puttur	Cherivi (132KV)		132KV apollo tyres	Metered	Functional	30.09.2023	Industrial				XF409297	1000		25.70		
B.191		Chittoor	132KV	Puttur	Cherivi (132KV)		132 KV Linde	Metered	Functional	30.09.2023	Industrial				X1972022	1000		9.85		
B.192		Chittoor	33KV	Puttur	Cherivi (132KV)		50MVA 132/33 kV Transformer#3	Metered	Functional	30.09.2023	Mixed				XD566192	3000		8.34		
B.193		Chittoor	33KV	Tirupati Town	Alipiri		31.5MVA 132/33 kV Transformer#2	Metered	Functional	30.09.2023	Mixed				XC575331	2000		26.41		
B.194		Chittoor	33KV	Tirupati Town	Alipiri		50MVA 132/33 kV Transformer#1	Metered	Functional	30.09.2023	Mixed				XC575332	3000		41.37		
B.195		Chittoor	33KV	Tirupati Town	Alipiri		50MVA 132/33 kV Transformer#3	Metered	Functional	30.09.2023	Mixed				21005115	3000		15.69		
B.196		Chittoor	33KV	Madanapalli	Bandlavandipalli		16MVA 132/33 kV Transformer#1	Metered	Functional	30.09.2023	Mixed				TSS03019	1000		4.28		
B.197		Chittoor	33KV	Madanapalli	Bandlavandipalli		16MVA 132/33 kV Transformer#2	Metered	Functional	30.09.2023	Mixed				TSS03041	1000		3.91		

S.No	Zone	Circle	Volige Level (KVA)	Division (KVA)	Sub Station (KVA)	Feeder ID	Feeder Name	Feeder Metering Status (Metered/unmetered/AMI/AMR)	Status of Meter (Functional/Non-functional)	Metering Date	Feeder Type (Agr/Industrial/Mixed)	Status of Communication			Period from July '23 to September '23				Sales	Remarks (Source of data)
										Date of last actual meter reading/ communication		% data received through automaticall y if feeder AMR/AMI	Number of hours when meter was unable to communicate in period	Total Number of hours in the period	Meter S.No	CT/PT ratio	Import (MU)	Export (MU)		
B.198		Chittoor	33KV	R Tirupati	Sivaramapuram		31.5MVA 132/33 kV Transformer#1	Metered	Functional	30.09.2023	Mixed				TSS03016	1600	0.01			
B.199		Chittoor	33KV	R Tirupati	Sivaramapuram		31.5MVA 132/33 kV Transformer#2	Metered	Functional	30.09.2023	Mixed				TSS03027	2000	0.01			
B.200		Chittoor	33KV	R Chittoor	Thimmapuram(HNSS)		31.5MVA 132/33 kV Transformer#1	Metered	Functional	30.09.2023	Mixed				XB577606	1600	0.00			
B.201		Chittoor	33KV	R Chittoor	Thimmapuram(HNSS)		31.5MVA 132/33 kV Transformer-2	Metered	Functional	30.09.2023	Mixed				XB577605	4000	0.00			
B.202		Chittoor	33KV	Madanapalli	B.Kotha Kota(HNSS)		16MVA 132/33 kV Transformer#1	Metered	Functional	30.09.2023	Mixed				TSS03029	1000	0.08			
B.203		Chittoor	33KV	Madanapalli	B.Kotha Kota(HNSS)		16MVA 132/33 kV Transformer#2	Metered	Functional	30.09.2023	Mixed				TSS03026	1000	0.03			
B.204		Chittoor	33KV	R Chittoor	Ramasamudram		31.5 MVA 132/33 kV Transformer#2	Metered	Functional	30.09.2023	Mixed				XD551495	666.67	13.17			
B.205		Chittoor	33KV	R Chittoor	Ramasamudram		31.5 MVA 132/33 kV Transformer#1	Metered	Functional	30.09.2023	Mixed				XD551538	1000	8.03			
B.206		Chittoor	33KV	Chittoor Town	Kothapalli		31.5MVA 132/33 kV Transformer#1	Metered	Functional	30.09.2023	Mixed				XD449182	1600	7.46			
B.207		Chittoor	33KV	Chittoor Town	Kothapalli		31.5MVA 132/33 kV Transformer#2	Metered	Functional	30.09.2023	Mixed				XD449188	2000	7.34			
B.208		Chittoor	33KV	R Tirupati	Yerpedu		31.5MVA 132/33 kV Transformer#1	Metered	Functional	30.09.2023	Mixed				XE485972	1600	18.56			
B.209		Chittoor	33KV	R Tirupati	Yerpedu		31.5MVA 132/33 kV Transformer#2	Metered	Functional	30.09.2023	Mixed				XE485963	2000	17.04			
B.210		Chittoor	33KV	R Chittoor	Pachikapallam		31.5MVA 132/33 kV Transformer#1	Metered	Functional	30.09.2023	Mixed				18117154	1600	10.79			
B.211		Chittoor	33KV	R Chittoor	Pachikapallam		31.5MVA 132/33 kV Transformer#2	Metered	Functional	30.09.2023	Mixed				18117138	2000	11.22			
B.212		Chittoor	33KV	R Chittoor	Penumur		31.5MVA 132/33 kV Transformer#1	Metered	Functional	30.09.2023	Mixed				X1253608	1600	9.19			
B.213		Chittoor	33KV	R Chittoor	Penumur		31.5MVA 132/33 kV Transformer#2	Metered	Functional	30.09.2023	Mixed				X1253610	2000	9.24			
B.214		Chittoor	33KV	Madanapalli	Kalicherla		16MVA 132/33 kV Transformer#1	Metered	Functional	30.09.2023	Mixed				XC573365	1000	0.01			
B.215		Chittoor	33KV	Madanapalli	Kalicherla		16MVA 132/33 kV Transformer#2	Metered	Functional	30.09.2023	Mixed				XC573369	1000	0.01			
B.220		Chittoor	33KV	Tirupati Town	Private Developers (SP)		Wind Mills, Tirumala	Metered	Functional	30.09.2023	Industrial				APX01944	1000	-7.18			
B.221		Chittoor	33KV	Puttur	Private Developers (SP)		Sri Power Gen(India) Pvt. Ltd.,(Solar power)	Metered	Functional	30.09.2023	Industrial				XG418445	1000	0.56			
B.222		Chittoor	33KV	Puttur	Private Developers (SP)		Sri City Private Ltd	Metered	Functional	30.09.2023	Industrial				21001243	1000	0.52			
B.223		Chittoor	33KV	Piler	Private Developers (SP)		Varshini Exim Pvt Ltd	Metered	Functional	30.09.2023	Industrial				APX00355	1000	0.86			
B.224		Chittoor	33KV	GOOTY	Private Developers (SP)		Vuddanda Solar power plant Private Limited	Metered	Functional	30.09.2023	Industrial				APX00475	1000	1.12			
B.225		Chittoor	33KV	TIRUPATI RURALS	Private Developers (SP)		Redan Infra structure Pvt Ltd.	Metered	Functional	30.09.2023	Industrial				16268077	1000	-0.04			
B.226		Chittoor	33KV	Puttur	Private Developers (SP)		SSR Agro Energy	Metered	Functional	30.09.2023	Industrial				APZ01186	1000	0.63			
B.227		Chittoor	33KV	Madanapalli	Private Developers (SP)		Hindupur Solar Prak Pvt., Ltd., - II	Metered	Functional	30.09.2023	Industrial				APX00858	1000	4.48			
B.228		Chittoor	33KV	Madanapalli	Private Developers (SP)		Hindupur Solar Prak Pvt., Ltd., - III	Metered	Functional	30.09.2023	Industrial				APX00861	1000	4.38			
B.229		Chittoor	33KV	Madanapalli	Private Developers (SP)		Hindupur Solar Prak Pvt., Ltd., - I	Metered	Functional	30.09.2023	Industrial				APX00864	1000	4.56			
B.230		Chittoor	33KV	Madanapalli	Private Developers (SP)		Hindupur Solar Prak Pvt., Ltd., - IV	Metered	Functional	30.09.2023	Industrial				APX00867	1000	4.57			
B.231		Chittoor	33KV	Puttur	Private Developers (SP)		TTD Solar Private Ltd..	Metered	Functional	30.09.2023	Industrial				APX01185	1000	3.63			
B.232		Chittoor	33KV	Puttur	Private Developers (SP)		Srichakra Cement Ltd.,	Metered	Functional	30.09.2023	Industrial				APX02133	1000	2.04			
B.233		Chittoor	33KV	Piler	Private Developers (SP)		Vyshaka Solar Energy Pvt., Ltd.,	Metered	Functional	30.09.2023	Industrial				APX01192	1000	0.65			
B.234		Chittoor	33KV	Puttur	Private Developers (SP)		SVR Corporation Pvt., Ltd.,	Metered	Functional	30.09.2023	Industrial				APX01377	1000	0.32			
B.235		Chittoor	33KV	TIRUPATI RURALS	Private Developers (SP)		Sri Subramanyam solar Pvt. Ltd	Metered	Functional	30.09.2023	Industrial				APX02014	1000	0.85			
B.236		Chittoor	33KV	Puttur	Private Developers (SP)		Tirupati Smart City Corporation Ltd.,	Metered	Functional	30.09.2023	Industrial				APX02198	1000	0.46			
B.237		Chittoor	132KV	TIRUPATI TOWN	IEX		AMARARAJA BATTERIES LTD	Metered	Functional	30.09.2023	Industrial				16179573	1500		5.60		
B.238		Chittoor	33KV	TIRUPATI RURALS	IEX		M/S.VISHNU BARIUM PRIVATE LIMITED,	Metered	Functional	30.09.2023	Industrial				21009519	1000		0.65		
B.239		Chittoor	132KV	TIRUPATI RURALS	IEX		M/s Electrosteel Castings Limited.,	Metered	Functional	30.09.2023	Industrial				0021009483	1000		8.48		
B.240		Chittoor	33KV	TIRUPATI RURALS	IEX		M/s.KAJARIA CERAMICS LIMITED.,	Metered	Functional	30.09.2023	Industrial				21006204	1000		1.04		
B.241		Chittoor	132KV	TIRUPATI RURALS	IEX		M/s Electrosteel Castings Limited.,	Metered	Functional	30.09.2023	Industrial				21009480	1000		14.32		
B.242		Chittoor	132KV	PUTTUR	IEX		APOLLO TYRES LIMITED	Metered	Functional	30.09.2023	Industrial				APX02309	1000		0.84		
B.243		Chittoor	33KV	PUTTUR	IEX		M/s. Nova Air Technologies Private Limited,	Metered	Functional	30.09.2023	Industrial				X1076847	1000		2.81		
B.244		Chittoor	33KV	TIRUPATI RURALS	IEX		M/S.PUSHPIT STEELS (P) LTD	Metered	Functional	30.09.2023	Industrial				0021009486	1000		0.61		
B.245		Chittoor	33KV	TIRUPATI TOWN	IEX		M/S.INDO-MIM PVT.LTD	Metered	Functional	30.09.2023	Industrial				21009514	1000		0.31		
B.246		Chittoor	132KV	TIRUPATI RURALS	IEX		GREENPANEL INDUSTRIES LIMITED,	Metered	Functional	30.09.2023	Industrial				APX01831	1000		0.68		
B.247		Chittoor	11KV	TIRUPATI TOWN	OA		THE EXECUTIVE OFFICER, T.T.D.	Metered	Functional	30.09.2023	Industrial				APX01811	1		0.13		
B.248		Chittoor	11KV	TIRUPATI TOWN	OA		THE EXECUTIVE OFFICER/TTD	Metered	Functional	30.09.2023	Industrial				APX01788	1		0.05		
B.249		Chittoor	11KV	TIRUPATI TOWN	OA		SRI VISHNU PRIYA HOTELS P LTD	Metered	Functional	30.09.2023	Industrial				APX00903	1		0.23		
B.250		Chittoor	11KV	TIRUPATI TOWN	OA		THE EXECUTIVE OFFICER,T.T.D.,	Metered	Functional	30.09.2023	Industrial				APX01796	1		0.09		
B.251		Chittoor	11KV	TIRUPATI TOWN	OA		EXECUTIVE OFFICER/TTD	Metered	Functional	30.09.2023	Industrial				APX01798	1		0.05		
B.252		Chittoor	33KV	PUTTUR	OA		M/S PIONEER SPINNING & WEAVING	Metered	Functional	30.09.2023	Industrial				21001240	1000		0.92		
B.253		Chittoor	132KV	TIRUPATI TOWN	OA		AMARARAJA BATTERIES LTD	Metered	Functional	30.09.2023	Industrial				16179573	1500		6.53		
B.254		Chittoor	11KV	CHITTOOR TOWN	OA		M/s HERITAGE FOODS LTD	Metered	Functional	30.09.2023	Industrial				APX00830	1		0.04		
B.255		Chittoor	11KV	PUTTUR	OA		VIJAYASAI TEXTILS P LTD	Metered	Functional	30.09.2023	Industrial				APX01924	1000		0.00		
B.256		Chittoor	11KV	TIRUPATI TOWN	OA		EXECUTIVE OFFICER/TTD	Metered	Functional	30.09.2023	Industrial				APX01621	1000		0.25		



S.No	Zone	Circle	Voltage Level (KVA)	Division (KVA)	Sub Station (KVA)	Feeder ID	Feeder Name	Feeder Metering Status (Metered/unmetered/AMR/AMR)	Status of Meter (Functional/Non-functional)	Metering Date	Feeder Type (Agri/Industrial/Mixed)	Status of Communication			Period from July '23 to September '23				Sales	Remarks (Source of data)
										Date of last actual meter reading/communication		% data received through automatically if feeder AMR/AMI	Number of hours when meter was unable to communicate in period	Total Number of hours in the period	Meter S.No	CT/PT ratio	Import (MU)	Export (MU)		
B.257		Chittoor	11KV	TIRUPATI TOWN	OA		BLISS HOTEL P LTD	Metered	Functional	30.09.2023	Industrial				APSO0904	1		0.14		
B.258		Chittoor	33KV	TIRUPATI RURALS	OA		M/S HERITAGE FOODS LIMITED	Metered	Functional	30.09.2023	Industrial				APX00631	1000		1.44		
B.259		Chittoor	132KV	CHITTOOR RURALS	OA		M/s AMARARAJA BATTERIES LTD	Metered	Functional	30.09.2023	Industrial				APZ01369	1000		6.53		
B.260		Chittoor	11KV	TIRUPATI TOWN	OA		THE EXECUTIVE OFFICER,TTD DEVASTHANAMS	Metered	Functional	30.09.2023	Industrial				APX01817	1		0.18		
B.261		Chittoor	33KV	PUTTUR	OA		M/s COLGETE PALMOLIVE INDIA LTD	Metered	Functional	30.09.2023	Industrial				APX00398	1000		0.90		
B.262		Chittoor	33KV	TIRUPATI RURALS	OA		THE COMMISSIONER	Metered	Functional	30.09.2023	Industrial				0020008134	1000		0.06		
B.263		Chittoor	33KV	TIRUPATI RURALS	OA		THE COMMISSIONER	Metered	Functional	30.09.2023	Industrial				0020008181	1000		0.13		
B.264		Chittoor	33KV	TIRUPATI RURALS	OA		THE COMMISSIONER	Metered	Functional	30.09.2023	Industrial				0020008143	1000		0.13		
B.265		Chittoor	33KV	TIRUPATI TOWN	OA		M/S MALLDAI DRUGS&PHARMACEUTIC	Metered	Functional	30.09.2023	Industrial				APX02222	500		1.42		
B.266		Chittoor	11KV	TIRUPATI RURALS	OA		THE EXECUTIVE OFFICER,TTD	Metered	Functional	30.09.2023	Industrial				APX01826	1000		0.76		
B.267		Chittoor	11KV	TIRUPATI RURALS	OA		THE EXECUTIVE OFFICER,TTD	Metered	Functional	30.09.2023	Industrial				APX01813	1		0.46		
B.268		Chittoor	33KV	CHITTOOR TOWN	OA		M/s.MANGAL INDUSTRIES LIMITED	Metered	Functional	30.09.2023	Industrial				APZ01445	1000		1.42		
B.269		Chittoor	11KV	TIRUPATI TOWN	OA		EXECUTIVE OFFICER	Metered	Functional	30.09.2023	Industrial				APX01820	1		0.15		
B.270		Chittoor	33KV	PUTTUR	OA		BRAKES INDIA P LTD	Metered	Functional	30.09.2023	Industrial				APX02273	1000		0.39		
B.271		Chittoor	33KV	PUTTUR	OA		M/S.WHITE HOUSE, NO.43	Metered	Functional	30.09.2023	Industrial				X1076254	1000		0.20		
B.272		Chittoor	33KV	TIRUPATI RURALS	OA		M/S HINDUSTHAN COCACOLA	Metered	Functional	30.09.2023	Industrial				21009511	1000		1.94		
B.273		Chittoor	11KV	TIRUPATI TOWN	OA		EXECUTIVE OFFICER, T.T.D.,	Metered	Functional	30.09.2023	Industrial				APX01824	1000		0.25		
B.274		Chittoor	132KV	PUTTUR	OA		M/s Linde India Ltd	Metered	Functional	30.09.2023	Industrial				APZ01322	1000		3.06		
B.275		Chittoor	11KV	CHITTOOR RURALS	OA		SRI MUNI PACHAIYAMMAN TEXTILES	Metered	Functional	30.09.2023	Industrial				APX01567	1000		0.60		
B.276		Chittoor	11KV	MADANAPALLE	OA		M/s HERITAGE FOODS LTD	Metered	Functional	30.09.2023	Industrial				APX01140	1		0.25		
B.277		Chittoor	33KV	TIRUPATI RURALS	OA		M/S.PUSHPI STEELS (P) LTD	Metered	Functional	30.09.2023	Industrial				0021009486	1000		5.52		
B.278		Chittoor	11KV	TIRUPATI TOWN	OA		M/S.THE EXECUTIVE OFFICER,	Metered	Functional	30.09.2023	Industrial				APX01800	1		0.08		
B.279		Chittoor	33KV	TIRUPATI TOWN	OA		M/S.INDO-MIM PVT.LTD	Metered	Functional	30.09.2023	Industrial				21009514	1000		0.46		
B.280		Chittoor	11KV	TIRUPATI TOWN	OA		M/S.THE EXECUTIVE OFFICER	Metered	Functional	30.09.2023	Industrial				APX01802	1		0.08		
B.281		Chittoor	33KV	CHITTOOR RURALS	OA		M/S.INDIAN OIL CORPORATION(P)	Metered	Functional	30.09.2023	Industrial				16179523	1000		1.26		
B.282		Chittoor	33KV	TIRUPATI TOWN	Third Party		EXECUTIVE OFFICER/TTD	Metered	Functional	30.09.2023	Industrial				APX01792	1		0.00		
B.283		Chittoor	33KV	TIRUPATI TOWN	Third Party		THE EXECUTIVE OFFICER/TTD	Metered	Functional	30.09.2023	Industrial				APX01788	1		0.03		
B.284		Chittoor	33KV	TIRUPATI TOWN	Third Party		THE EXECUTIVE OFFICER, TTD	Metered	Functional	30.09.2023	Industrial				APX01815	1		0.09		
B.285		Chittoor	33KV	PUNGANUR	Third Party		M/s.SAKTHI FERRO ALLOYS (INDIA) PVT. LTD.,	Metered	Functional	30.09.2023	Industrial				APW00101	2000		5.21		
B.286		Chittoor	132KV	TIRUPATI RURALS	Third Party		M/S.PRAKASH FERROUS INDUSTRIES	Metered	Functional	30.09.2023	Industrial				21001246	1000		6.96		
B.287		Chittoor	0.440KV				AUXILIARY CONSUMPTION	Metered	Functional	30.09.2023	Industrial							0.84		
B.288		Nellore	33KV	NAIDUPETA	INTERCIRCLE		33KV CONTINENTAL COFFEE LTD	Metered	Functional	30.09.2023	Industrial				XD449189	1000		3.72		
B.289		Nellore	33KV	NAIDUPETA	INTERCIRCLE		33KV VARADAYAPALEM	Metered	Functional	30.09.2023	Industrial				X1301356	2000		5.98		
B.290		Nellore	33KV	NAIDUPETA	INTERCIRCLE		33KV BUCHI NAIDU KANDRIGA	Metered	Functional	30.09.2023	Industrial				X1301360	2000		2.85		
B.291		Nellore	33KV	NAIDUPETA	INTERCIRCLE		33KV VAMPALLI	Metered	Functional	30.09.2023	Industrial				AP003565	120		15.12		
B.292		Nellore	33KV	NAIDUPETA	INTERCIRCLE		33KV MANNAVARAM	Metered	Functional	30.09.2023	Industrial				APE38161	3000		1.34		
B.293		Kadapa	33KV	Proddatur	Kadapa		50MVA 132/33 kV Transformer#2	Metered	Functional	30.09.2023	Mixed				XD550698	3000		52.96		
B.294		Kadapa	33KV	Proddatur	Kadapa		50MVA 132/33 kV Transformer#1	Metered	Functional	30.09.2023	Mixed				XD550663	3000		57.34		
B.295		Kadapa	33KV	Proddatur	Mydukuru		31.5MVA 220/33 kV Transformer#1	Metered	Functional	30.09.2023	Mixed				15462191	1500		14.61		
B.296		Kadapa	33KV	Proddatur	Mydukuru		50MVA 220/33 kV Transformer#2	Metered	Functional	30.09.2023	Mixed				15462022	1000		22.83		
B.297		Kadapa	33KV	Proddatur	Mydukuru		50MVA 220/33 kV Transformer#3	Metered	Functional	30.09.2023	Mixed				AP914547	2000		14.61		
B.298		Kadapa	220KV	Proddatur	Rajampet		220 kV Rajampet Rly. Traction	Metered	Functional	30.09.2023	Industrial				XE410703	250		11.82		
B.299		Kadapa	33KV	Rajampet	Rajampet		31.5MVA 132/33 kV Transformer#3	Metered	Functional	30.09.2023	Mixed				XD566013	1000		32.87		
B.300		Kadapa	33KV	Rajampet	Rajampet		31.5MVA 132/33 kV Transformer#1	Metered	Functional	30.09.2023	Mixed				XD566008	1600		31.51		
B.301		Kadapa	33KV	Proddatur	Yerraguntla		31.5MVA 132/33 kV Transformer#1	Metered	Functional	30.09.2023	Mixed				15462175	1600		17.85		
B.302		Kadapa	132KV	Proddatur	Yerraguntla		132 kV ICL#1	Metered	Functional	30.09.2023	Industrial				APX00232	1000		34.11		
B.303		Kadapa	132KV	Proddatur	Yerraguntla		132 kV ICL#2	Metered	Functional	30.09.2023	Industrial				APX00235	1000		0.08		
B.304		Kadapa	132KV	Proddatur	Yerraguntla		132 kV CCI#1	Metered	Functional	30.09.2023	Industrial				APX00226	1000		11.08		
B.305		Kadapa	132KV	Proddatur	Yerraguntla		132 kV CCI#2	Metered	Functional	30.09.2023	Industrial				APX00229	1000		0.16		
B.306		Kadapa	132KV	Proddatur	Yerraguntla		132 kV Texmaco (Zuari)	Metered	Functional	30.09.2023	Industrial				12287910	500		31.66		
B.307		Kadapa	132KV	Proddatur	Yerraguntla		132 kV Texmaco (Zuari) - II	Metered	Functional	30.09.2023	Industrial				12287909	500		25.27		
B.308		Kadapa	33KV	Proddatur	Yerraguntla		31.5MVA 132/33 kV Transformer#2	Metered	Functional	30.09.2023	Mixed				15462176	2000		18.63		
B.309		Kadapa	33KV	Proddatur	Yerraguntla		16MVA 132/33 kV Transformer#3	Metered	Functional	30.09.2023	Mixed				15462428	333.33		10.53		
B.310		Kadapa	33KV	Pulivendula	Koduru		31.5MVA 220/33 kV Transformer#1	Metered	Functional	30.09.2023	Mixed				15462232	1500		17.65		
B.311		Kadapa	33KV	Pulivendula	Koduru		31.5MVA 220/33 kV Transformer # 2	Metered	Functional	30.09.2023	Mixed				15462233	1333.33		18.16		



S.No	Zone	Circle	Voltage Level (KVA)	Division (KVA)	Sub Station (KVA)	Feeder ID	Feeder Name	Feeder Metering Status (Metered/unmetered/AMI/AMR)	Status of Meter (Functional/Non-functional)	Metering Date	Feeder Type (Agri/Industrial/Mixed)	Status of Communication			Period from July '23 to September '23				Sales	Remarks (Source of data)
												% data received through automatically if feeder AMR/AMI	Number of hours when meter was unable to communicate in period	Total Number of hours in the period	Meter S.No	CT/PT ratio	Import (MU)	Export (MU)		
B.367		Kadapa	33KV	Proddatur	Nallacheruvupalli		16MVA 132/33 kV Transformer#1	Metered	Functional	30.09.2023	Mixed				X1589331	1000	2.34			
B.368		Kadapa	33KV	Proddatur	Nallacheruvupalli		31.5MVA 132/33 kV Transformer#2	Metered	Functional	30.09.2023	Mixed				X1589329	2000	2.30			
B.369		Kadapa	33KV	Pulivendula	Satellite city		10/16 MVA 132/33KV Transformer-1	Metered	Functional	30.09.2023	Mixed				X1482079	1000	5.04			
B.370		Kadapa	33KV	Pulivendula	Satellite city		10/16 MVA 132/33KV Transformer#2	Metered	Functional	30.09.2023	Mixed				X1480917	1000	4.79			
B.371		Kadapa	33KV	Rajampet	T.Sundupalli		10/16MVA 132/33 kV Transformer#1	Metered	Functional	30.09.2023	Mixed				X1678005	1000	8.23			
B.372		Kadapa	33KV	Rajampet	T.Sundupalli		10/16MVA 132/33 kV Transformer#2	Metered	Functional	30.09.2023	Mixed				X1678006	1000	7.66			
B.373		Kadapa	33KV	Pulivendula	Private Developers (SP)		Balaji Biomass Power Pvt Ltd	Metered	Functional	30.09.2023	Industrial				APX00626	1000	-0.02			
B.374		Kadapa	33KV	Pulivendula	Private Developers (SP)		Welspun Solar energy pvt. ltd.	Metered	Functional	30.09.2023	Industrial				23005882	1000	1.53			
B.375		Kadapa	33KV	Pulivendula	Private Developers (SP)		ERA Enviroventures(33KV)	Metered	Functional	30.09.2023	Industrial				22009915	1000	3.69			
B.376		Kadapa	33KV	Rayachoty	Private Developers (SP)		ACME Solar plant-I	Metered	Functional	30.09.2023	Industrial				APX00910	1000	4.33			
B.377		Kadapa	33KV	Rayachoty	Private Developers (SP)		ACME Solar plant-II	Metered	Functional	30.09.2023	Industrial				APX00913	1000	4.47			
B.378		Kadapa	33KV	Pulivendula	Private Developers (SP)		Atria Wind Power Private Limited-1	Metered	Functional	30.09.2023	Industrial				23005760	1000	15.02			
B.379		Kadapa	33KV	Pulivendula	Private Developers (SP)		Atria Wind Power Private Limited-2	Metered	Functional	30.09.2023	Industrial				23005763	1000	13.95			
B.381		Kadapa	33KV	Rayachoty	Private Developers (SP)		33KV IOCL BP Kadapa (Solar)	Metered	Functional	30.09.2023	Industrial				APX01970	1000	0.78			
B.382		Kadapa	33KV	Rayachoty	Private Developers (SP)		Aditya Birla solar Pvt Ltd.-I	Metered	Functional	30.09.2023	Industrial				APX02468	1000	3.58			
B.383		Kadapa	33KV	Rayachoty	Private Developers (SP)		Aditya Birla solar Pvt Ltd.-II	Metered	Functional	30.09.2023	Industrial				APX02616	1000	4.57			
B.384		Kadapa	132KV	PRODDATUR	IEX		M/S.INDIA CEMENTS LTD	Metered	Functional	30.09.2023	Industrial				APX00224	1000	0.26			
B.385		Kadapa	132KV	PRODDATUR	IEX		INDIA CEMENTS LTD	Metered	Functional	30.09.2023	Industrial				APX00233	1000	1.64			
B.386		Kadapa	132KV	PRODDATUR	IEX		THE PRESIDENT ZUARI CEMENT	Metered	Functional	30.09.2023	Industrial				APX02384	1000	3.55			
B.387		Kadapa	132KV	PRODDATUR	IEX		M/S.BHARATHI CEMENTS CORP.PVT.	Metered	Functional	30.09.2023	Industrial				APX00250	1000	5.95			
B.388		Kadapa	132KV	PRODDATUR	IEX		The Executive Director	Metered	Functional	30.09.2023	Industrial				APX00357	1000	0.33			
B.389		Kadapa	33KV	PULIVENDULA	IEX		M/S.NSL TEXTILES LTD.,	Metered	Functional	30.09.2023	Industrial				APX02050	1000	1.44			
B.390		Kadapa	132KV	PRODDATUR	OA		THE PRESIDENT ZUARI CEMENT	Metered	Functional	30.09.2023	Industrial				APX02384	1000	2.45			
B.391		Kadapa	11KV	KADAPA	OA		ASST.MANAGER INDIAN OIL	Metered	Functional	30.09.2023	Industrial				APX02144	2.5	0.13			
B.392		Kadapa	11KV	KADAPA	OA		USHODAYA PUBLICATIONS	Metered	Functional	30.09.2023	Industrial				APZ01059	1000	0.03			
B.393		Kadapa	0.440KV		AUXILIARY CONSUMPTION		AUXILIARY CONSUMPTION	Metered	Functional	30.09.2023	Industrial						0.73			
B.394		Kadapa	33KV	Mydukur	INTERCIRCLE		33KV ANNAVARAM	Metered	Functional	30.09.2023	Industrial				AP906854	2000	7.37			
B.395		Kadapa	33KV	Proddatur	INTERCIRCLE		33KV GURLAGUNTA	Metered	Functional	30.09.2023	Industrial				KAB01944	2000	1.28			
B.396		Ananthapur	33KV	HINDUPUR	Gooty RS		31.5MVA 132/33 kV Transformer#1	Metered	Functional	30.09.2023	Mixed				15462149	1600	22.91			
B.397		Ananthapur	33KV	HINDUPUR	Gooty RS		31.5MVA 132/33 kV Transformer#2	Metered	Functional	30.09.2023	Mixed				15462357	2000	23.86			
B.398		Ananthapur	220KV	GOOTY	Gooty SS		220 kV Ultratech Cements (L&T)	Metered	Functional	30.09.2023	Industrial				22006970	1000	47.31			
B.399		Ananthapur	33KV	HINDUPUR	Hindupur		50MVA 132/33 kV Transformer#2	Metered	Functional	30.09.2023	Mixed				15462032	3000	24.25			
B.400		Ananthapur	33KV	HINDUPUR	Hindupur		50MVA 132/33 kV Transformer#3	Metered	Functional	30.09.2023	Mixed				15462024	3000	27.72			
B.401		Ananthapur	33KV	HINDUPUR	Hindupur		80MVA 132/33 kV Transformer#1	Metered	Functional	30.09.2023	Mixed				15462031	1666.67	46.37			
B.402		Ananthapur	33KV	HINDUPUR	Ananthapur		50MVA 132/33 kV Transformer#1	Metered	Functional	30.09.2023	Mixed				15462021	3000	33.21			
B.403		Ananthapur	33KV	HINDUPUR	Ananthapur		50MVA 132/33 kV Transformer#2	Metered	Functional	30.09.2023	Mixed				15461988	3000	30.32			
B.404		Ananthapur	33KV	ANANTAPURAMU	Ananthapur		31.5MVA 132/33 kV Transformer#4	Metered	Functional	30.09.2023	Mixed				15462361	2000	29.43			
B.405		Ananthapur	33KV	Naidupet	Ananthapur		80MVA 132/33 kV Transformer#3	Metered	Functional	30.09.2023	Mixed				15462360	4000	52.98			
B.406		Ananthapur	33KV	ANANTAPURAMU	Ramagiri		50MVA 220/33 kV Transformer#2	Metered	Functional	30.09.2023	Mixed				15461991	1000	5.47			
B.407		Ananthapur	33KV	ANANTAPURAMU	Ramagiri		31.5MVA 220/33 kV Transformer#1	Metered	Functional	30.09.2023	Mixed				15462324	1500	3.91			
B.408		Ananthapur	33KV	ANANTAPURAMU	Dharmavaram		31.5MVA 132/33KV Transformer#2	Metered	Functional	30.09.2023	Mixed				15461915	333.33	23.57			
B.409		Ananthapur	33KV	ANANTAPURAMU	Dharmavaram		31.5MVA 132/33KV Transformer#3	Metered	Functional	30.09.2023	Mixed				15461890	300	23.49			
B.410		Ananthapur	33KV	ANANTAPURAMU	Dharmavaram		16MVA 132/33KV Transformer#4	Metered	Functional	30.09.2023	Mixed				15461886	150	11.93			
B.411		Ananthapur	33KV	ANANTAPURAMU	Dharmavaram		31.5MVA 132/33KV Transformer#1	Metered	Functional	30.09.2023	Mixed				15461931	666.67	24.48			
B.412		Ananthapur	132KV	GOOTY	Tadipatri		132 kV Tadipatri - R.S.Kondapuram (Penna Cements & SJK Steels )	Metered	Functional	30.09.2023	Industrial				16636249	6000	-37.80			
B.413		Ananthapur	33KV	HINDUPUR	Tadipatri		50MVA 132/33 kV Transformer#1	Metered	Functional	30.09.2023	Mixed				15461989	3000	30.21			
B.414		Ananthapur	33KV	HINDUPUR	Tadipatri		50MVA 132/33 kV Transformer#2	Metered	Functional	30.09.2023	Mixed				15461990	3000	35.85			
B.415		Ananthapur	132KV	GOOTY	Tadipatri		132KV Kalyani Gerdau Steels	Metered	Functional	30.09.2023	Industrial				15461930	1000	7.85			
B.416		Ananthapur	33KV	GOOTY	Tadipatri		31.5MVA 132/33 kV Transformer#3	Metered	Functional	30.09.2023	Mixed				15461957	1000	22.07			
B.417		Ananthapur	33KV	HINDUPUR	Kalyanadurg		50MVA 132/33 kV Transformer#1	Metered	Functional	30.09.2023	Mixed				15462025	3000	23.17			
B.418		Ananthapur	33KV	HINDUPUR	Kalyanadurg		50MVA 132/33 kV Transformer#2	Metered	Functional	30.09.2023	Mixed				15462026	3000	21.61			
B.419		Ananthapur	33KV	HINDUPUR	Kalyanadurg		50MVA 132/33 kV Transformer#3	Metered	Functional	30.09.2023	Mixed				T5503361	3000	22.14			
B.420		Ananthapur	33KV	HINDUPUR	Guntakal		31.5MVA 132/33 kV Transformer#1	Metered	Functional	30.09.2023	Mixed				15462152	1600	6.18			
B.421		Ananthapur	33KV	HINDUPUR	Guntakal		31.5MVA 132/33 kV Transformer#2	Metered	Functional	30.09.2023	Mixed				15462358	2000	5.47			

S.No	Zone	Circle	Voltage Level (KVA)	Division (KVA)	Sub Station (KVA)	Feeder ID	Feeder Name	Feeder Metering Status (Metered/ unmetered/ AMI/AMR)	Status of Meter (Functional/Non-functional)	Metering Date	Feeder Type (Agr/ Industrial/Mixed)	Status of Communication			Period from July '23 to September '23				Sales	Remarks (Source of data)
										Date of last actual meter reading/ communication		% data received through automaticall y if feeder AMR/AMI	Number of hours when meter was unable to communicate in period	Total Number of hours in the period	Meter S.No	CT/PT ratio	Import (MU)	Export (MU)		
B.422		Ananthapur	132KV	GOOTY	Guntakal		132KV Railway Traction	Metered	Functional	30.09.2023	Industrial				17074557	1000	13.07			
B.423		Ananthapur	33KV	HINDUPUR	Kadiri		50MVA 132/33 kV Transformer#2	Metered	Functional	30.09.2023	Mixed				15461992	3000	35.88			
B.424		Ananthapur	33KV	HINDUPUR	Kadiri		50MVA 132/33 kV Transformer#1	Metered	Functional	30.09.2023	Mixed				15462325	3000	35.86			
B.425		Ananthapur	33KV	HINDUPUR	Kadiri		50MVA 132/33 kV Transformer#3	Metered	Functional	30.09.2023	Mixed				XE411346	3000	34.28			
B.426		Ananthapur	33KV	KADIRI	Puttaparthi		50MVA 132/33KV Transformer#1	Metered	Functional	30.09.2023	Mixed				15462323	3000	19.08			
B.427		Ananthapur	132KV	GOOTY	Puttaparthi		132KV Railway Traction	Metered	Functional	30.09.2023	Industrial				AP5B1905	1000	8.00			
B.428		Ananthapur	33KV	KADIRI	Puttaparthi		50MVA 132/33KV Transformer#2	Metered	Functional	30.09.2023	Mixed				15462322	3000	18.32			
B.429		Ananthapur	33KV	HINDUPUR	Jammalabanda		50MVA 132/33 kV Transformer#1	Metered	Functional	30.09.2023	Mixed				15462029	3000	27.48			
B.430		Ananthapur	33KV	HINDUPUR	Jammalabanda		31.5MVA 132/33 kV Transformer#2	Metered	Functional	30.09.2023	Mixed				15462189	2000	15.42			
B.431		Ananthapur	33KV	HINDUPUR	Rayadurg		50MVA 132/33 kV Transformer#1	Metered	Functional	30.09.2023	Mixed				15462027	3000	31.37			
B.432		Ananthapur	33KV	HINDUPUR	Rayadurg		50MVA 132/33 kV Transformer#2	Metered	Functional	30.09.2023	Mixed				15462188	3000	32.37			
B.433		Ananthapur	33KV	HINDUPUR	Komatikuntla		31.5MVA 132/33 kV Transformer#1	Metered	Functional	30.09.2023	Mixed				15462148	1600	10.10			
B.434		Ananthapur	33KV	HINDUPUR	Komatikuntla		50MVA 132/33 kV Transformer#2	Metered	Functional	30.09.2023	Mixed				15462359	3000	15.32			
B.435		Ananthapur	33KV	HINDUPUR	Urvakonda		31.5MVA 132/33 kV Transformer#1	Metered	Functional	30.09.2023	Mixed				15462151	1600	17.82			
B.436		Ananthapur	33KV	HINDUPUR	Urvakonda		31.5MVA 132/33 kV Transformer#2	Metered	Functional	30.09.2023	Mixed				15462150	2000	17.70			
B.437		Ananthapur	220KV	GOOTY	Boyareddypalli		220 kV New Penna Cements	Metered	Functional	30.09.2023	Industrial				15461899	1000	19.07			
B.438		Ananthapur	132KV	GOOTY	Kondapuram (Penna Cements & SIK Steels)		132 kV Kondapuram - Tadipatri	Metered	Functional	30.09.2023	Industrial				15297662	1000	52.57			
B.439		Ananthapur	33KV	HINDUPUR	Thumukunta		50MVA 132/33 kV Transformer#1	Metered	Functional	30.09.2023	Mixed				15462023	3000	51.35			
B.440		Ananthapur	33KV	HINDUPUR	Thumukunta		50MVA 132/33 kV Transformer#2	Metered	Functional	30.09.2023	Mixed				15462030	3000	52.30			
B.441		Ananthapur	33KV	HINDUPUR	Thumukunta		50MVA 132/33 kV Transformer#3	Metered	Functional	30.09.2023	Mixed				TSS03385	3000	59.37			
B.442		Ananthapur	132KV	KALYANDURG	Ankampalli		132KV Lift Irrigation#2	Metered	Functional	30.09.2023	Industrial				XC580133	333.33	0.05			
B.443		Ananthapur	132KV	KALYANDURG	Ankampalli		132KV Lift Irrigation#3	Metered	Functional	30.09.2023	Industrial				XC580013	666.66	0.05			
B.444		Ananthapur	132KV	KALYANDURG	Ankampalli		132KV Lift Irrigation#1	Metered	Functional	30.09.2023	Industrial				XC548866	200	0.05			
B.445		Ananthapur	220KV	GOOTY	Ragulapadu		220KV Lift Irrigation#1	Metered	Functional	30.09.2023	Industrial				15461898	125000	5.17			
B.446		Ananthapur	220KV	GOOTY	Ragulapadu		220KV Lift Irrigation#2	Metered	Functional	30.09.2023	Industrial				15461897	1000	1.11			
B.447		Ananthapur	220KV	GOOTY	Ragulapadu		220KV Lift Irrigation#3	Metered	Functional	30.09.2023	Industrial				15461900	1000	2.83			
B.448		Ananthapur	132KV	GOOTY	Gudipadu (SWS)		132KV BMM Cements	Metered	Functional	30.09.2023	Industrial				22008457	2000	22.68			
B.449		Ananthapur	132KV	GOOTY	Komali		132KV Traction	Metered	Functional	30.09.2023	Industrial				TN903908	1000	8.96			
B.450		Ananthapur	220KV	GOOTY	Gooty 220kv RTSS		220kv Railway traction	Metered	Functional	30.09.2023	Industrial				APU09878	1000	8.07			
B.451		Ananthapur	33KV	HINDUPUR	Tanakallu		16MVA 132/33 kV Transformer#1	Metered	Functional	30.09.2023	Mixed				15462406	1000	10.13			
B.452		Ananthapur	33KV	KADIRI	Tanakallu		16MVA 132/33 kV Transformer#3	Metered	Functional	30.09.2023	Mixed				Y0343581	333.33	-0.07			
B.453		Ananthapur	33KV	KADIRI	Tanakallu		16MVA 132/33 kV Transformer#4	Metered	Functional	30.09.2023	Mixed				Y0343583	333.33	0.08			
B.454		Ananthapur	33KV	HINDUPUR	Tanakallu		31.5MVA 132/33 kV Transformer#2	Metered	Functional	30.09.2023	Mixed				15462439	2000	15.54			
B.455		Ananthapur	220KV	GOOTY	Yellanur		220KV Lift Irrigation#1	Metered	Functional	30.09.2023	Industrial				15461896	125000	0.12			
B.456		Ananthapur	220KV	GOOTY	Yellanur		220KV Lift Irrigation#2	Metered	Functional	30.09.2023	Industrial				15461901	1000	0.26			
B.457		Ananthapur	33KV	HINDUPUR	Nagalapuram SWS (Ananthapur)		31.5MVA 132/33 kV Transformer#1	Metered	Functional	30.09.2023	Mixed				18053513	1600	13.48			
B.458		Ananthapur	33KV	HINDUPUR	Obulapuram		31.5MVA 132/33 kV Transformer#1	Metered	Functional	30.09.2023	Mixed				XB594183	1600	16.99			
B.459		Ananthapur	33KV	HINDUPUR	Obulapuram		16MVA 132/33 kV Transformer#2	Metered	Functional	30.09.2023	Mixed				XB594184	1000	9.63			
B.460		Ananthapur	33KV	HINDUPUR	Boksampalli		31.5MVA 132/33 kV Transformer#1	Metered	Functional	30.09.2023	Mixed				XC575312	1600	0.03			
B.461		Ananthapur	33KV	HINDUPUR	Boksampalli		31.5MVA 132/33 kV Transformer#2	Metered	Functional	30.09.2023	Mixed				XB577853	2000	0.00			
B.462		Ananthapur	33KV	HINDUPUR	Boksampalli		KIA Motors at Boksampalli end	Metered	Functional	30.09.2023	Industrial				XC575562	2000	13.39			
B.463		Ananthapur	33KV	HINDUPUR	Boksampalli		50MVA 132/33 kV Transformer#3	Metered	Functional	30.09.2023	Mixed				Y0280336	3000	16.54			
B.464		Ananthapur	33KV	HINDUPUR	Subbarayunipalli		50MVA 132/33 kV Transformer#1	Metered	Functional	30.09.2023	Mixed				XC575568	3000	0.43			
B.465		Ananthapur	33KV	HINDUPUR	Subbarayunipalli		50MVA 132/33 kV Transformer#2	Metered	Functional	30.09.2023	Mixed				XB577865	3000	0.39			
B.466		Ananthapur	33KV	ANANTAPURAMU	Subbarayunipalli		KIA Motors	Metered	Functional	30.09.2023	Industrial				XD472020	1000	35.50			
B.467		Ananthapur	132KV	KALYANDURG	Jeedipalli		132KV Lift Irrigation#1	Metered	Functional	30.09.2023	Industrial				X0661766	200	0.07			
B.468		Ananthapur	220KV	GOOTY	Gaddamvaripalli		220KV Lift Irrigation#1	Metered	Functional	30.09.2023	Industrial				ABB04470	125000	0.03			
B.469		Ananthapur	220KV	GOOTY	Gaddamvaripalli		220KV Lift Irrigation#2	Metered	Functional	30.09.2023	Industrial				ABB04030	1000	0.02			
B.470		Ananthapur	220KV	GOOTY	Goddummarri		220KV Lift Irrigation#1	Metered	Functional	30.09.2023	Industrial				PDSM	125000	0.13			
B.471		Ananthapur	220KV	GOOTY	Goddummarri		220KV Lift Irrigation#2	Metered	Functional	30.09.2023	Industrial				PDSM	1000	0.00			
B.472		Ananthapur	33KV	HINDUPUR	Gollapuram		31.5MVA 132/33 kV Transformer#1	Metered	Functional	30.09.2023	Mixed				XC581782	1600	23.24			
B.473		Ananthapur	33KV	HINDUPUR	Gollapuram		50MVA 132/33 kV Transformer#2	Metered	Functional	30.09.2023	Mixed				XC581796	3000	37.32			
B.474		Ananthapur	132KV	HINDUPUR	Gollapuram		132KV Oswal Smelters	Metered	Functional	30.09.2023	Industrial				XF464969	500	39.42			
B.475		Ananthapur	132KV	HINDUPUR	Gollapuram		132KV Ramakrishna steels	Metered	Functional	30.09.2023	Industrial				XF464970	500	10.48			
B.476		Ananthapur	132KV	GOOTY	Gollapuram		132 KV Rhodium Pvt Ltd	Metered	Functional	30.09.2023	Industrial				XF464968	500	15.74			

S.No	Zone	Circle	Voltage Level (KVA)	Division (KVA)	Sub Station (KVA)	Feeder ID	Feeder Name	Feeder Metering Status (Metered/unmetered/AMI/AMR)	Status of Meter (Functional/Non-functional)	Metering Date	Feeder Type (Agr/Industrial/Mixed)	Status of Communication			Period from July '23 to September '23				Sales	Remarks (Source of data)
												% data received through automatically if feeder AMR/AMI	Number of hours when meter was unable to communicate in period	Total Number of hours in the period	Meter S.No	CT/PT ratio	Import (MU)	Export (MU)		
B.477		Ananthapur	132KV	HINDUPUR	RTSS Maluguru		132KV Railway Traction#1	Metered	Functional	30.09.2023	Industrial				16179567	500	7.48			
B.478		Ananthapur	132KV	HINDUPUR	RTSS Maluguru		132KV Railway Traction#2	Metered	Functional	30.09.2023	Industrial				16179591	500	0.00			
B.479		Ananthapur	132KV	ANANTAPURAMU	Taticherla		132KV RTSS-I	Metered	Functional	30.09.2023	Industrial				Y0280326	1000	5.39			
B.480		Ananthapur	132KV	ANANTAPURAMU	Taticherla		132KV RTSS-II	Metered	Functional	30.09.2023	Industrial				Y0280324	1000	6.66			
B.481		Ananthapur	33KV	HINDUPUR	Taticherla		31.5MVA 132/33 kV Transformer#1	Metered	Functional	30.09.2023	Mixed				Y0280302	1600	23.68			
B.482		Ananthapur	33KV	HINDUPUR	Taticherla		50MVA 132/33 kV Transformer#2	Metered	Functional	30.09.2023	Mixed				Y0280296	3000	37.41			
B.483		Ananthapur	33KV	HINDUPUR	Lepakshi		16MVA 132/33 kV Transformer#1	Metered	Functional	30.09.2023	Mixed				Y0310551	1000	3.58			
B.484		Ananthapur	33KV	HINDUPUR	Lepakshi		16MVA 132/33 kV Transformer#2	Metered	Functional	30.09.2023	Mixed				Y0310590	1000	3.61			
B.485		Ananthapur	33KV	HINDUPUR	Amarapuram		16MVA 132/33 kV Transformer#1	Metered	Functional	30.09.2023	Mixed				XD551482	1000	8.63			
B.486		Ananthapur	33KV	HINDUPUR	Amarapuram		16MVA 132/33 kV Transformer#2	Metered	Functional	30.09.2023	Mixed				XD551484	1000	8.31			
B.487		Ananthapur	33KV	HINDUPUR	Madakasira		16MVA 132/33 kV Transformer#1	Metered	Functional	30.09.2023	Mixed				Y0310548	1000	10.20			
B.488		Ananthapur	33KV	HINDUPUR	Madakasira		16MVA 132/33 kV Transformer#2	Metered	Functional	30.09.2023	Mixed				Y0310576	1000	10.61			
B.489		Ananthapur	33KV	HINDUPUR	Maliahgaripalli		16MVA 132/33 kV Transformer#1	Metered	Functional	30.09.2023	Mixed				XC573372	1000	0.11			
B.490		Ananthapur	33KV	HINDUPUR	Maliahgaripalli		16MVA 132/33 kV Transformer#2	Metered	Functional	30.09.2023	Mixed				XC573364	1000	0.10			
B.491		Ananthapur	33KV	HINDUPUR	Tadimarri		31.5MVA 132/33 kV Transformer#1	Metered	Functional	30.09.2023	Mixed				XC510852	1600	13.59			
B.492		Ananthapur	33KV	HINDUPUR	Tadimarri		16MVA 132/33 kV Transformer#2	Metered	Functional	30.09.2023	Mixed				XC510851	1000	8.19			
B.493		Ananthapur	132KV	KALYANDURG	Kothapalli(LIS)		132KV Lift Irrigation#1	Metered	Functional	30.09.2023	Industrial				XC573362	200	0.00			
B.494		Ananthapur	132KV	KALYANDURG	Kothapalli(LIS)		132KV Lift Irrigation#2	Metered	Functional	30.09.2023	Industrial				XC573366	333.33	0.17			
B.495		Ananthapur	33KV	HINDUPUR	Ammavarupalli		50MVA 132/33 kV Transformer#1	Metered	Functional	30.09.2023	Mixed				XD449180	3000	6.84			
B.496		Ananthapur	33KV	HINDUPUR	Ammavarupalli		50MVA 132/33 kV Transformer#2	Metered	Functional	30.09.2023	Mixed				XD449184	3000	17.28			
B.497		Ananthapur	33KV	HINDUPUR	Ammavarupalli		50MVA 132/33 kV Transformer#3	Metered	Functional	30.09.2023	Mixed				XD449179	3000	10.38			
B.498		Ananthapur	33KV	HINDUPUR	Palasamudram		31.5MVA 132/33 kV Transformer#1	Metered	Functional	30.09.2023	Mixed				XF409569	1600	12.57			
B.499		Ananthapur	33KV	HINDUPUR	Palasamudram		50MVA 132/33 kV Transformer#2	Metered	Functional	30.09.2023	Mixed				XF409570	3000	21.02			
B.500		Ananthapur	33KV	ANANTAPUR	Private Developers (SP)		Deccan Cements Ltd. (Wind Farm)	Metered	Functional	30.09.2023	Industrial				23009918	1000	1.24			
B.503		Ananthapur	33KV	ANANTAPUR	Private Developers (SP)		Weizman Ltd. (Phase 1)	Metered	Functional	30.09.2023	Industrial				APX00985	1000	0.99			
B.505		Ananthapur	33KV	GOOTY	Private Developers (SP)		RCI Power Projects Ltd. (Phase 1)	Metered	Functional	30.09.2023	Industrial				23005754	1000	3.87			
B.509		Ananthapur	33KV	ANANTAPUR	Private Developers (SP)		Weizman Ltd. (Phase 3)	Metered	Functional	30.09.2023	Industrial				13191673	1000	0.60			
B.510		Ananthapur	33KV	ANANTAPUR	Private Developers (SP)		Weizman Ltd. (Phase 2)	Metered	Functional	30.09.2023	Industrial				7659542	1000	0.95			
B.513		Ananthapur	33KV	ANANTAPUR Ruals	Private Developers (SP)		Priyadarshini Spinning Mills (PSM) Ltd. (Wind Farm)	Metered	Functional	30.09.2023	Industrial				APX00344	1000	1.07			
B.515		Ananthapur	33KV	GOOTY	Private Developers (SP)		RCI Power Projects Ltd. (Phase 2)	Metered	Functional	30.09.2023	Industrial				23005751	1000	3.55			
B.516		Ananthapur	33KV	ANANTAPUR Ruals	Private Developers (SP)		Sai Sudhir Solar Plant (Kalyandurg)	Metered	Functional	30.09.2023	Industrial				APZ01519	1000	7.27			
B.517		Ananthapur	33KV	GOOTY	Private Developers (SP)		HCL(A.Kondapuram)	Metered	Functional	30.09.2023	Industrial				7659479	2000	3.54			
B.518		Ananthapur	33KV	Kalyanadurgam	Private Developers (SP)		Sai Sudhir Solar Plant (Rayadurg)	Metered	Functional	30.09.2023	Industrial				APZ01522	1000	1.60			
B.520		Ananthapur	33KV	HINDUPUR	Private Developers (SP)		Emmvee solar project(Manne samudram)	Metered	Functional	30.09.2023	Industrial				2781456	1000	2.97			
B.523		Ananthapur	33KV	ANANTAPUR	Private Developers (SP)		Andhra Sugars Ltd.(wind farm)(Phase 3)	Metered	Functional	30.09.2023	Industrial				2796286	1000	0.93			
B.528		Ananthapur	33KV	ANANTAPUR	Private Developers (SP)		NILE Ltd.	Metered	Functional	30.09.2023	Industrial				APX00491	1000	1.02			
B.530		Ananthapur	33KV	GOOTY	Private Developers (SP)		Hyderabad Chemical Suppliers Ltd.	Metered	Functional	30.09.2023	Industrial				5288846	1000	0.34			
B.533		Ananthapur	33KV	GOOTY	Private Developers (SP)		Signode India Ltd.(Previously ITW Signode Ltd.)	Metered	Functional	30.09.2023	Industrial				16636107	1000	0.34			
B.535		Ananthapur	33KV	GOOTY	Private Developers (SP)		Hyderabad Chemicals Limited	Metered	Functional	30.09.2023	Industrial				APZ00731	1000	2.82			
B.536		Ananthapur	33KV	ANANTAPUR	Private Developers (SP)		NREDCAP Windfarm Service	Metered	Functional	30.09.2023	Industrial				23006307	1000	3.86			
B.537		Ananthapur	33KV	KADIRI	Private Developers (SP)		Rithwik Solar Power Plant	Metered	Functional	30.09.2023	Industrial				2832444	1000	1.79			
B.538		Ananthapur	33KV	KADIRI	Private Developers (SP)		B.G.Chennappa solar plant	Metered	Functional	30.09.2023	Industrial				APX01603	1000	1.01			
B.539		Ananthapur	33KV	HINDUPUR	Private Developers (SP)		Emvee solar power plant	Metered	Functional	30.09.2023	Industrial				22009945	1000	2.12			
B.540		Ananthapur	33KV	GOOTY	Private Developers (SP)		Value Labs solar power plant	Metered	Functional	30.09.2023	Industrial				22008460	1000	1.48			
B.541		Ananthapur	33KV	KADIRI	Private Developers (SP)		Sree Solar Power Plant	Metered	Functional	30.09.2023	Industrial				XG418448	1000	0.20			
B.542		Ananthapur	33KV	KADIRI	Private Developers (SP)		Amruth Jal Solar power Plant	Metered	Functional	30.09.2023	Industrial				21003627	1000	0.27			
B.543		Ananthapur	33KV	HINDUPUR	Private Developers (SP)		Emvee solar power plant(ABEDHYA)	Metered	Functional	30.09.2023	Industrial				16538747	1000	0.65			
B.544		Ananthapur	33KV	Kalyanadurgam	Private Developers (SP)		Blyth wind power	Metered	Functional	30.09.2023	Industrial				23005769	1000	12.70			
B.545		Ananthapur	33KV	GOOTY	Private Developers (SP)		33KV Suzlon wind power	Metered	Functional	30.09.2023	Industrial				13720849	1000	17.37			
B.546		Ananthapur	33KV	HINDUPUR	Private Developers (SP)		Emmvee solar project(Srikantapuram)	Metered	Functional	30.09.2023	Industrial				22009911	1000	1.82			
B.547		Ananthapur	33KV	ANANTAPUR	Private Developers (SP)		Rayalaseema wind energy co pvt Ltd.,	Metered	Functional	30.09.2023	Industrial				13193559	1000	8.58			
B.548		Ananthapur	33KV	ANANTAPUR Ruals	Private Developers (SP)		Anantapura wind energy Pvt Ltd.,	Metered	Functional	30.09.2023	Industrial				21003202	1000	10.08			
B.549		Ananthapur	33KV	Kalyanadurgam	Private Developers (SP)		33KV KCT wind power project	Metered	Functional	30.09.2023	Industrial				23005803	1000	26.02			
B.550		Ananthapur	33KV	Kalyanadurgam	Private Developers (SP)		33KV Jindal (M/s Suzlon) wind power project	Metered	Functional	30.09.2023	Industrial				13720847	1000	23.17			
B.551		Ananthapur	33KV	ANANTAPUR	Private Developers (SP)		Vibrant(0.8MW) Wind Forms Ltd.,	Metered	Functional	30.09.2023	Industrial				15197012	1000	0.79			
B.552		Ananthapur	33KV	ANANTAPUR	Private Developers (SP)		Sunwin (4.0MW) Wind farms Ltd.,	Metered	Functional	30.09.2023	Industrial				23009952	1000	3.66			

S.No	Zone	Circle	Voltage Level (KVA)	Division (KVA)	Sub Station (KVA)	Feeder ID	Feeder Name	Feeder Metering Status (Metered/ un-metered/ AMI/AMR)	Status of Meter (Functional/Non-functional)	Metering Date	Feeder Type (Agri/ Industrial/Mixed)	Status of Communication			Period from July '23 to September '23				Sales	Remarks (Source of data)
										Date of last actual meter reading/ communication		% data received through automatically if feeder AMR/AMI	Number of hours when meter was unable to communicate in period	Total Number of hours in the period	Meter S.No	CT/PT ratio	Import (MU)	Export (MU)		
B.554		Ananthapur	33KV	KADIRI	Private Developers (SP)		M/S Raja Ratna solar power plant	Metered	Functional	30.09.2023	Industrial				APX00469	1000	1.79			
B.555		Ananthapur	33KV	KADIRI	Private Developers (SP)		Bright Solar Ltd.(10MW)	Metered	Functional	30.09.2023	Industrial				APX00570	1000	4.30			
B.556		Ananthapur	33KV	KADIRI	Private Developers (SP)		GRT Jewellers Solar(6MW)	Metered	Functional	30.09.2023	Industrial				PDSM	1000	2.60			
B.557		Ananthapur	33KV	GOOTY	Private Developers (SP)		Suzlon wind power-1(8.4MW)	Metered	Functional	30.09.2023	Industrial				13720861	1000	16.78			
B.558		Ananthapur	33KV	GOOTY	Private Developers (SP)		Suzlon wind power-2(14.7MW)	Metered	Functional	30.09.2023	Industrial				13720867	1000	19.48			
B.559		Ananthapur	33KV	ANANTAPUR	Private Developers (SP)		Sunwin (4.8MW) Wind farms Ltd.,	Metered	Functional	30.09.2023	Industrial				15197015	1000	4.44			
B.560		Ananthapur	33KV	ANANTAPUR	Private Developers (SP)		Vibrant(8MW) Wind Forms Ltd.,	Metered	Functional	30.09.2023	Industrial				23006333	1000	6.97			
B.561		Ananthapur	33KV	KADIRI	Private Developers (SP)		Gamesa Wind Turbines Pvt Ltd	Metered	Functional	30.09.2023	Industrial				APX00669	1000	9.28			
B.562		Ananthapur	33KV	ANANTAPUR	Private Developers (SP)		Ushodaya Solar power plant(33KV)	Metered	Functional	30.09.2023	Industrial				23014960	1000	3.51			
B.563		Ananthapur	33KV	Kalyanadurgam	Private Developers (SP)		BIOP Steels & Power Pvt Ltd..	Metered	Functional	30.09.2023	Industrial				APX00363	1000	7.77			
B.564		Ananthapur	33KV	KADIRI	Private Developers (SP)		Repal Renewable Pvt. Ltd	Metered	Functional	30.09.2023	Industrial				23001247	1000	3.38			
B.565		Ananthapur	33KV	ANANTAPUR	Private Developers (SP)		Narasimha Swamy Solar Pvt.Ltd.,	Metered	Functional	30.09.2023	Industrial				APX01030	1000	1.85			
B.566		Ananthapur	33KV	GOOTY	Private Developers (SP)		Sareau wind energy Ltd.	Metered	Functional	30.09.2023	Industrial				23009916	1000	13.62			
B.568		Ananthapur	33KV	Kalyanadurgam	Private Developers (SP)		Natams solar Ltd.	Metered	Functional	30.09.2023	Industrial				XD551449	1000	3.26			
B.569		Ananthapur	33KV	Kalyanadurgam	Private Developers (SP)		Blyth wind power-II	Metered	Functional	30.09.2023	Industrial				23005766	1000	8.20			
B.570		Ananthapur	33KV	ANANTAPUR	Private Developers (SP)		Kadapa Energy Projects Pvt Ltd.	Metered	Functional	30.09.2023	Industrial				23005789	1000	30.74			
B.571		Ananthapur	33KV	KADIRI	Private Developers (SP)		Ripal solar Pvt Ltd.(Komatikuntla)	Metered	Functional	30.09.2023	Industrial				23001253	1000	4.47			
B.572		Ananthapur	33KV	ANANTAPUR	Private Developers (SP)		33KV Rain coke-I	Metered	Functional	30.09.2023	Industrial				22009950	1000	4.41			
B.573		Ananthapur	33KV	ANANTAPUR	Private Developers (SP)		33KV Rain coke-II	Metered	Functional	30.09.2023	Industrial				22009953	1000	4.46			
B.574		Ananthapur	33KV	GOOTY	Private Developers (SP)		Arkha Solar Pvt Ltd.	Metered	Functional	30.09.2023	Industrial				23001250	1000	3.86			
B.575		Ananthapur	33KV	Kalyanadurgam	Private Developers (SP)		Sree Godavari Crafts Paper(P) Ltd	Metered	Functional	30.09.2023	Industrial				18128706	1000	1.26			
B.576		Ananthapur	33KV	GOOTY	Private Developers (SP)		Natems solar(Komatikuntla)	Metered	Functional	30.09.2023	Industrial				23001256	1000	5.02			
B.577		Ananthapur	33KV	Kalyanadurgam	Private Developers (SP)		Arunodaya Tech Solar Pvt Ltd.	Metered	Functional	30.09.2023	Industrial				18141157	1000	1.99			
B.578		Ananthapur	33KV	GOOTY	Private Developers (SP)		BPGR Electrical Contractors and Engineers Pvt Ltd	Metered	Functional	30.09.2023	Industrial				18054245	1000	0.99			
B.579		Ananthapur	33KV	HINDUPUR	IEX		M/s ADISAKTHI SMELTERS,	Metered	Functional	30.09.2023	Industrial				0017224316	2000	1.17			
B.580		Ananthapur	132KV	GOOTY	IEX		PENNA CEMENT INDUSTRIES LTD	Metered	Functional	30.09.2023	Industrial				22009634	1000	0.59			
B.581		Ananthapur	33KV	HINDUPUR	IEX		ESWAR RUBBER PRODUCTS(P)	Metered	Functional	30.09.2023	Industrial				20008120	1000	0.10			
B.582		Ananthapur	220KV	GOOTY	IEX		M/S.ULTRA TECH CEMENT LTD,	Metered	Functional	30.09.2023	Industrial				0022006970	1000	3.91			
B.583		Ananthapur	220KV	GOOTY	IEX		M/S. PENNA CEMENT INDUSTRIES LTD.	Metered	Functional	30.09.2023	Industrial				22009632	1000	0.10			
B.584		Ananthapur	33KV	HINDUPUR	IEX		M/S. HINDUPUR STEELS AND ALLOYS (P) LTD.	Metered	Functional	30.09.2023	Industrial				22009976	1000	1.10			
B.585		Ananthapur	33KV	HINDUPUR	IEX		M/S. SHRI TIRUPATI STEEL CAST LTD.	Metered	Functional	30.09.2023	Industrial				15687940	2000	5.79			
B.586		Ananthapur	33KV	HINDUPUR	IEX		M/S. A ONE ISPAT (P) LTD.	Metered	Functional	30.09.2023	Industrial				0018054196	1000	3.21			
B.587		Ananthapur	33KV	HINDUPUR	OA		M/s ADISAKTHI SMELTERS,	Metered	Functional	30.09.2023	Industrial				0017224316	2000	1.54			
B.588		Ananthapur	11KV	ANANTHAPUR RURAL	OA		USHODAYA PUBLICATIONS	Metered	Functional	30.09.2023	Industrial				22010045	1	0.05			
B.589		Ananthapur	33KV	ANANTHAPUR RURAL	OA		SAPTHAGIR CAMPHORS LIMITED	Metered	Functional	30.09.2023	Industrial				X0420985	500	0.29			
B.590		Ananthapur	33KV	ANANTHAPUR	OA		M/S.SIFLON DURGS	Metered	Functional	30.09.2023	Industrial				22010003	500	0.00			
B.591		Ananthapur	33KV	HINDUPUR	OA		M/S. SHYAM FERROUS LTD.	Metered	Functional	30.09.2023	Industrial				15687986	2000	0.82			
B.592		Ananthapur	33KV	HINDUPUR	OA		M/S. A ONE STEELS INDIA (P) LTD.	Metered	Functional	30.09.2023	Industrial				AP201333	1000	7.25			
B.593		Ananthapur	33KV	HINDUPUR	OA		M/S. JAI HIND ROLLING MILLS INDIA (P) LTD.	Metered	Functional	30.09.2023	Industrial				22009973	1000	1.29			
B.594		Ananthapur	33KV	HINDUPUR	OA		M/S. HINDUPUR STEELS AND ALLOYS (P) LTD.	Metered	Functional	30.09.2023	Industrial				22009976	1000	6.94			
B.595		Ananthapur	33KV	HINDUPUR	OA		M/s. RD TMT STEELS (INDIA) (P) LTD.,	Metered	Functional	30.09.2023	Industrial				0015687935	1250	1.02			
B.596		Ananthapur	33KV	HINDUPUR	OA		M/S. AGARWAL INDUCTION FURNANCE PVT LTD.	Metered	Functional	30.09.2023	Industrial				0018054190	1000	0.00			
B.597		Ananthapur	33KV	HINDUPUR	OA		M/S. WIPRO INFRASTRUCTURE ENGINEERING.	Metered	Functional	30.09.2023	Industrial				22009970	1000	0.09			
B.598		Ananthapur	33KV	HINDUPUR	OA		M/S. A ONE ISPAT (P) LTD.	Metered	Functional	30.09.2023	Industrial				0018054196	1000	5.17			
B.599		Ananthapur	33KV	KALYANDURG	OA		M/s. ORANGE ANANTAPUR WIND POWER P. LTD.,	Metered	Functional	30.09.2023	Industrial				APX00642	1000	0.00			
B.600		Ananthapur	33KV	HINDUPUR	OA		M/S.HERITAGE NUTRIVET LTD	Metered	Functional	30.09.2023	Industrial				APX01767	1000	0.32			
B.601		Ananthapur	33KV	KALYANDURG	OA		M/S SKEIRON RENEWABLE ENERGY AMIDYALA LTD	Metered	Functional	30.09.2023	Industrial				AP925507	1000	0.00			
B.602		Ananthapur	33KV	HINDUPUR	Third Party		MAHARSHI ALLOYS P LTD	Metered	Functional	30.09.2023	Industrial				0015687913	1000	5.16			
B.603		Ananthapur	0.440KV		AUXILIARY CONSUMPTION		AUXILIARY CONSUMPTION	Metered	Functional	30.09.2023	Industrial						0.56			
B.604		Ananthapur	33KV	GOOTY	INTERCIRCLE		33KV PEAPULLY(PGCI)	Metered	Functional	30.09.2023	Industrial				AP906675	1000				
B.605		Ananthapur	33KV	GOOTY	INTERCIRCLE		33KV KASAPURAM	Metered	Functional	30.09.2023	Industrial				Y0010005	1000				
B.606		Kurnool	132KV	Kurnool Town	A.P.Carbides (220kv Kurnool)		132 kv Bharat Alloys Energy Ltd	Metered	Functional	30.09.2023	Industrial				GEC05762	500	0.00			
B.607		Kurnool	33KV	Kurnool Town	A.P.Carbides (220kv Kurnool)		31.5MVA 132/33 kv Transformer#2	Metered	Functional	30.09.2023	Mixed				15462141	2000	32.65			
B.608		Kurnool	33KV	Kurnool Town	A.P.Carbides (220kv Kurnool)		31.5MVA 132/33 kv Transformer#1	Metered	Functional	30.09.2023	Mixed				15462288	1600	35.68			
B.609		Kurnool	33KV	Kurnool Rurals	Nandyal		50MVA 132/33 kv Transformer#2	Metered	Functional	30.09.2023	Mixed				15462037	3000	39.77			

S.No	Zone	Circle	Voltage Level (KVA)	Division (KVA)	Sub Station (KVA)	Feeder ID	Feeder Name	Feeder Metering Status (Metered/ un-metered/ AMI/AMR)	Status of Meter (Functional/Non-functional)	Metering Date	Feeder Type (Agri/ Industrial/Mixed)	Status of Communication			Period from July '23 to September '23				Sales	Remarks (Source of data)
										Date of last actual meter reading/ communication		% data received through automatically if feeder AMR/AMI	Number of hours when meter was unable to communicate in period	Total Number of hours in the period	Meter S.No	CT/PT ratio	Import (MU)	Export (MU)		
B.610		Kurnool	33KV	Kurnool Rurals	Nandyal		50MVA 132/33 kV Transformer#1	Metered	Functional	30.09.2023	Mixed				15462036	3000		48.78		
B.611		Kurnool	33KV	Nandyal	Nandyal		Nandyal RTSS	Metered	Functional	30.09.2023	Industrial				XC580014	2000		4.10		
B.612		Kurnool	33KV	Nandyal	Nandyal		50MVA 132/33 kV Transformer#3	Metered	Functional	30.09.2023	Mixed				TSS03352	3000		43.63		
B.613		Kurnool	33KV	Dhone	Somayajulapalli		Rangapuram RTSS	Metered	Functional	30.09.2023	Industrial				XC598561	500		8.97		
B.614		Kurnool	132KV	Kurnool Town	Kurnool		132 kV Rayalaseema Alkalies	Metered	Functional	30.09.2023	Industrial				KAU09377	3600		151.90		
B.615		Kurnool	33KV	Kurnool Town	Kurnool		31.5MVA 132/33 kV Transformer#3	Metered	Functional	30.09.2023	Mixed				15462074	1000		32.93		
B.616		Kurnool	33KV	Kurnool Town	Kurnool		15MVA 132/33 kV Transformer#4	Metered	Functional	30.09.2023	Mixed				15462446	1000		17.75		
B.617		Kurnool	33KV	Kurnool Town	Kurnool		31.5MVA 132/33 kV Transformer#1	Metered	Functional	30.09.2023	Mixed				15462287	1600		31.04		
B.618		Kurnool	132KV	Dhone	Cementnagar		132 kV Panyam Cement Industries	Metered	Functional	30.09.2023	Industrial				Y0292613	166.67		8.17		
B.619		Kurnool	33KV	Dhone	Cementnagar		31.5MVA 132/33 kV Transformer#2	Metered	Functional	30.09.2023	Mixed				15462437	2000		10.69		
B.620		Kurnool	33KV	Dhone	Cementnagar		31.5MVA 132/33 kV Transformer#1	Metered	Functional	30.09.2023	Mixed				15462433	1600		10.31		
B.621		Kurnool	33KV	Kurnool Town	Adoni		31.5MVA 132/33 kV Transformer#2	Metered	Functional	30.09.2023	Mixed				15462220	2000		22.25		
B.622		Kurnool	33KV	Kurnool Town	Adoni		31.5MVA 132/33 kV Transformer#1	Metered	Functional	30.09.2023	Mixed				AP903134	1600		21.71		
B.623		Kurnool	33KV	Kurnool Town	Adoni		16MVA 132/33 kV Transformer#3	Metered	Functional	30.09.2023	Mixed				15462436	333.33		14.19		
B.624		Kurnool	132KV	Adoni	Adoni		132KV Nagarur RTSS Feeder	Metered	Functional	30.09.2023	Industrial				X1076677	6000		8.95		
B.625		Kurnool	33KV	Dhone	Dhone		31.5MVA 132/33 kV Transformer#1	Metered	Functional	30.09.2023	Mixed				15462218	1600		4.80		
B.626		Kurnool	33KV	Dhone	Dhone		31.5MVA 132/33 kV Transformer#2	Metered	Functional	30.09.2023	Mixed				TSS03417	2000		5.12		
B.627		Kurnool	33KV	Adoni	Atmakur (Kurnool)		31.5MVA 132/33 kV Transformer#1	Metered	Functional	30.09.2023	Mixed				15462434	1600		15.91		
B.628		Kurnool	33KV	Adoni	Atmakur (Kurnool)		31.5MVA 132/33 kV Transformer#2	Metered	Functional	30.09.2023	Mixed				15462443	2000		15.81		
B.629		Kurnool	33KV	Adoni	Allagadda		50MVA 132/33 kV Transformer#1	Metered	Functional	30.09.2023	Mixed				15462173	3000		22.93		
B.630		Kurnool	33KV	Adoni	Allagadda		50MVA 132/33 kV Transformer#2	Metered	Functional	30.09.2023	Mixed				15462174	3000		21.89		
B.631		Kurnool	33KV	Dhone	Yemmiganur		50MVA 132/33 kV Transformer#2	Metered	Functional	30.09.2023	Mixed				15462035	3000		36.91		
B.632		Kurnool	33KV	Dhone	Yemmiganur		50MVA 132/33 kV Transformer#1	Metered	Functional	30.09.2023	Mixed				15462217	3000		35.41		
B.633		Kurnool	33KV	Adoni	Pattikonda		31.5MVA 132/33 kV Transformer#1	Metered	Functional	30.09.2023	Mixed				15462215	1600		-8.49		
B.634		Kurnool	33KV	Adoni	Pattikonda		31.5MVA 132/33 kV Transformer#2	Metered	Functional	30.09.2023	Mixed				15462441	2000		-7.90		
B.635		Kurnool	33KV	Kurnool	Gudur		31.5MVA 132/33 kV Transformer#2	Metered	Functional	30.09.2023	Mixed				TSS03357	2000		11.07		
B.636		Kurnool	33KV	Kurnool	Gudur		31.5MVA 132/33 kV Transformer#1	Metered	Functional	30.09.2023	Mixed				15462250	1600		11.90		
B.637		Kurnool	33KV	Adoni	Banagana Palle		16MVA 132/33 kV Transformer#1	Metered	Functional	30.09.2023	Mixed				15462430	1000		9.13		
B.638		Kurnool	33KV	Dhone	Banagana Palle		132KV Sri Jayajyoti Cements Limited	Metered	Functional	30.09.2023	Industrial				7659275	3000		22.15		
B.639		Kurnool	33KV	Dhone	Banagana Palle		16MVA 132/33 kV Transformer#3	Metered	Functional	30.09.2023	Mixed				TSS03393	333.33		9.11		
B.640		Kurnool	33KV	Dhone	Banagana Palle		31.5MVA 132/33 kV Transformer#2	Metered	Functional	30.09.2023	Mixed				15462431	2000		15.21		
B.641		Kurnool	33KV	Kurnool Rurals	Nandikotkur		31.5MVA 132/33 kV Transformer#1	Metered	Functional	30.09.2023	Mixed				15462214	1600		22.28		
B.642		Kurnool	33KV	Kurnool Rurals	Nandikotkur		31.5MVA 132/33 kV Transformer#2	Metered	Functional	30.09.2023	Mixed				15462435	2000		20.26		
B.643		Kurnool	33KV	Dhone	Srisailam		16MVA 132/33 kV Transformer#1	Metered	Functional	30.09.2023	Mixed				15462249	1000		4.39		
B.644		Kurnool	33KV	Dhone	Srisailam		16MVA 132/33 kV Transformer#2	Metered	Functional	30.09.2023	Mixed				TSS03380	1000		4.07		
B.645		Kurnool	33KV	Adoni	Racherla		31.5MVA 132/33 kV Transformer#1	Metered	Functional	30.09.2023	Mixed				15462216	1600		-14.67		
B.646		Kurnool	132KV	Dhone	Racherla		132KV Priya Cements Ltd.	Metered	Functional	30.09.2023	Industrial				X0661696	1000		17.45		
B.647		Kurnool	33KV	Dhone	Racherla		31.5MVA 132/33 kV Transformer#2	Metered	Functional	30.09.2023	Mixed				15462219	2000		-22.78		
B.648		Kurnool	220KV	Kurnool Rurals	BMKR		220 KV Lift Irrigation#1	Metered	Functional	30.09.2023	Industrial				XD471707	200		9.03		
B.649		Kurnool	220KV	Kurnool Rurals	BMKR		220 KV Lift Irrigation#2	Metered	Functional	30.09.2023	Industrial				XD471709	200		6.65		
B.650		Kurnool	220KV	Kurnool Rurals	BMKR		220 KV Lift Irrigation#3	Metered	Functional	30.09.2023	Industrial				XD471706	200		6.40		
B.651		Kurnool	220KV	Kurnool Rurals	Malyala		220 KV Lift Irrigation#1	Metered	Functional	30.09.2023	Industrial				XD471705	200		11.53		
B.652		Kurnool	220KV	Kurnool Rurals	Malyala		220 KV Lift Irrigation#2	Metered	Functional	30.09.2023	Industrial				XD471702	200		10.47		
B.653		Kurnool	220KV	Kurnool Rurals	Malyala		220 KV Lift Irrigation#3	Metered	Functional	30.09.2023	Industrial				XD471708	200		8.99		
B.655		Kurnool	33KV	Adoni	Ankireddypalli (Transco)		16MVA 132/33 kV Transformer	Metered	Functional	30.09.2023	Mixed				15462444	1000		6.85		
B.656		Kurnool	33KV	Adoni	Ankireddypalli (Transco)		Ramco Cements Ltd.	Metered	Functional	30.09.2023	Industrial				X1291143	500		28.93		
B.657		Kurnool	33KV	Adoni	Ankireddypalli (Transco)		31.5 MVA 132/33 kV Transformer#2	Metered	Functional	30.09.2023	Mixed				15462445	666.67		11.87		
B.658		Kurnool	220KV	Nandyal	Bilakalagudur SWS		220KV JSW Cements	Metered	Functional	30.09.2023	Industrial				APX02450	2000		10.80		
B.659		Kurnool	220KV	Kurnool	Kambalapadu LIS		220KV Lift Irrigation#1	Metered	Functional	30.09.2023	Industrial				XD471700	125000		6.85		
B.660		Kurnool	220KV	Kurnool	Kambalapadu LIS		220KV Lift Irrigation#2	Metered	Functional	30.09.2023	Industrial				XD471696	1000		7.40		
B.661		Kurnool	220KV	Kurnool	Kambalapadu LIS		220KV Lift Irrigation#3	Metered	Functional	30.09.2023	Industrial				XD471687	1000		6.59		
B.662		Kurnool	220KV	Kurnool Town	Lakkasagaram LIS		220KV Lift Irrigation#1	Metered	Functional	30.09.2023	Industrial				XD471689	125000		5.69		
B.663		Kurnool	220KV	Kurnool Town	Lakkasagaram LIS		220KV Lift Irrigation#2	Metered	Functional	30.09.2023	Industrial				XD471690	1000		6.02		
B.664		Kurnool	220KV	Kurnool Town	Lakkasagaram LIS		220KV Lift Irrigation#3	Metered	Functional	30.09.2023	Industrial				XD471688	1000		8.88		
B.665		Kurnool	220KV	Kurnool	Krishnagiri LIS		220KV Lift Irrigation#1	Metered	Functional	30.09.2023	Industrial				XD471697	125000		8.37		

S.No	Zone	Circle	Voltage Level (KVA)	Division (KVA)	Sub Station (KVA)	Feeder ID	Feeder Name	Feeder Metering Status (Metered/ un-metered/ AMI/AMR)	Status of Meter (Functional/Non-functional)	Metering Date	Feeder Type (Agr/ Industrial/Mixed)	Status of Communication			Period from July '23 to September ' 23				Sales	Remarks (Source of data)	
												% data received through automatically if feeder AMR/AMI	Number of hours when meter was unable to communicate in period	Total Number of hours in the period	Meter S.No	CT/PT ratio	Import (MU)	Export (MU)			
B.666		Kurnool	220KV	Kurnool	Krishnagiri LIS		220KV Lift Irrigation#2	Metered	Functional	30.09.2023	Industrial					XD471698	1000		6.76		
B.667		Kurnool	220KV	Kurnool	Krishnagiri LIS		220KV Lift Irrigation#3	Metered	Functional	30.09.2023	Industrial					XD471699	1000		9.55		
B.668		Kurnool	220KV	Kurnool	Krishnagiri LIS		220KV Lift Irrigation#4	Metered	Functional	30.09.2023	Industrial					19006566	3000		25.82		
B.669		Kurnool	220KV	Dhone	Settypalli LIS		220KV Lift Irrigation#1	Metered	Functional	30.09.2023	Industrial					XD471703	125000		6.62		
B.670		Kurnool	220KV	Dhone	Settypalli LIS		220KV Lift Irrigation#2	Metered	Functional	30.09.2023	Industrial					XD471693	1000		7.59		
B.671		Kurnool	220KV	Dhone	Settypalli LIS		220KV Lift Irrigation#3	Metered	Functional	30.09.2023	Industrial					XD471701	1000		9.41		
B.672		Kurnool	220KV	Dhone	Settypalli LIS		220KV RTSS Veldurthy Feeder	Metered	Functional	30.09.2023	Industrial					XE485125	#N/A		0.00		
B.673		Kurnool	220KV	Nandyal	Nansuralla LIS		220KV Lift Irrigation#1	Metered	Functional	30.09.2023	Industrial					XD471686	125000		6.09		
B.674		Kurnool	220KV	Nandyal	Nansuralla LIS		220KV Lift Irrigation#2	Metered	Functional	30.09.2023	Industrial					XD471692	1000		5.03		
B.675		Kurnool	220KV	Nandyal	Nansuralla LIS		220KV Lift Irrigation#3	Metered	Functional	30.09.2023	Industrial					XD471601	1000		4.92		
B.676		Kurnool	33KV	Adoni	Nansuralla LIS		RTSS Pendekallu	Metered	Functional	30.09.2023	Industrial					XC598659	500		5.35		
B.677		Kurnool	33KV	Adoni	Nansuralla LIS		80MVA 132/33 kV Transformer#5	Metered	Functional	30.09.2023	Mixed					19006557	1500		31.18		
B.678		Kurnool	33KV	Kurnool Rurals	Mudigedu		16MVA 132/33 kV Transformer#2	Metered	Functional	30.09.2023	Mixed					15462442	1000		9.89		
B.679		Kurnool	33KV	Kurnool Rurals	Mudigedu		16MVA 132/33 kV Transformer#1	Metered	Functional	30.09.2023	Mixed					15462222	1000		9.21		
B.680		Kurnool	33KV	Adoni	Alur		16MVA 132/33 kV Transformer#1	Metered	Functional	30.09.2023	Mixed					KA906516	1000		-8.64		
B.681		Kurnool	33KV	Adoni	Alur		16MVA 132/33 kV Transformer#2	Metered	Functional	30.09.2023	Mixed					TSS03042	1000		-8.20		
B.682		Kurnool	33KV	Adoni	Alur		16MVA 132/33 kV Transformer#3	Metered	Functional	30.09.2023	Mixed					XC598716	333.33		-9.05		
B.683		Kurnool	220KV	Kurnool Rurals	Muchmarri		220 KV Lift Irrigation#1	Metered	Functional	30.09.2023	Industrial					XD550705	200		0.05		
B.684		Kurnool	220KV	Kurnool Rurals	Muchmarri		220 KV Lift Irrigation#2	Metered	Functional	30.09.2023	Industrial					XD550676	200		3.05		
B.685		Kurnool	220KV	Kurnool Rurals	Muchmarri		220 KV Lift Irrigation#3	Metered	Functional	30.09.2023	Industrial					XD550677	200		0.08		
B.686		Kurnool	33KV	Kurnool Town	Madhavaram		31.5MVA 132/33 kV Transformer#1	Metered	Functional	30.09.2023	Mixed					TSS03401	1600		19.55		
B.687		Kurnool	33KV	Adoni	Madhavaram		Mantralayam RTSS	Metered	Functional	30.09.2023	Industrial					17224185	1500		8.10		
B.688		Kurnool	33KV	Adoni	Madhavaram		31.5MVA 132/33 kV Transformer#2	Metered	Functional	30.09.2023	Mixed					TSS03035	2000		18.83		
B.689		Kurnool	33KV	Dhone	Rudravaram		31.5MVA 132/33 kV Transformer#2	Metered	Functional	30.09.2023	Mixed					18053527	2000		13.71		
B.690		Kurnool	33KV	Dhone	Rudravaram		31.5MVA 132/33 kV Transformer#1	Metered	Functional	30.09.2023	Mixed					18016896	1600		13.79		
B.691		Kurnool	33KV	Kurnool Rurals	Private Developers (SP)		Gajanana Financial Services Pvt. Ltd. (Solar power)	Metered	Functional	30.09.2023	Industrial					20008110	1000		0.25		
B.692		Kurnool	33KV	Kurnool Rurals	Private Developers (SP)		K M Power Ltd. (Phase 3)	Metered	Functional	30.09.2023	Industrial					21009501	1000		1.99		
B.693		Kurnool	33KV	Kurnool Rurals	Private Developers (SP)		K M Power Ltd. (Phase 2)	Metered	Functional	30.09.2023	Industrial					21009498	1000		1.49		
B.694		Kurnool	33KV	Kurnool Rurals	Private Developers (SP)		K M Power Ltd. (Phase 1)	Metered	Functional	30.09.2023	Industrial					21009495	1000		1.77		
B.696		Kurnool	33KV	Dhone	Private Developers (SP)		NEDCAP, Kurnool (Demo Wind Project)	Metered	Functional	30.09.2023	Industrial					AP200924	1000		1.36		
B.697		Kurnool	33KV	Kurnool Rurals	Private Developers (SP)		Sagar Power Ltd. (Kurnool)	Metered	Functional	30.09.2023	Industrial					AP200722	1000		-0.01		
B.700		Kurnool	33KV	Dhone	Private Developers (SP)		Mytrah Wind Developers Private Ltd.	Metered	Functional	30.09.2023	Industrial					23005781	1000		33.25		
B.702		Kurnool	33KV	Dhone	Private Developers (SP)		Sri Sai Sindhu Industries Limited	Metered	Functional	30.09.2023	Industrial					AP200734	1000		12.49		
B.704		Kurnool	33KV	Kurnool Rurals	Private Developers (SP)		APIIC Solar Power Plant	Metered	Functional	30.09.2023	Industrial					21001249	1000		0.13		
B.705		Kurnool	33KV	Kurnool Rurals	Private Developers (SP)		Sai Achyut Solar Power Plant	Metered	Functional	30.09.2023	Industrial					22010128	1000		2.12		
B.706		Kurnool	33KV	Adoni	Private Developers (SP)		Niranjana Solar Energy Pvt.Ltd-1	Metered	Functional	30.09.2023	Industrial					23001330	1000		4.06		
B.707		Kurnool	33KV	Adoni	Private Developers (SP)		Niranjana Solar Energy Pvt.Ltd-2	Metered	Functional	30.09.2023	Industrial					23001333	1000		4.01		
B.708		Kurnool	33KV	Dhone	Private Developers (SP)		Sumeru Energy Pvt.Ltd	Metered	Functional	30.09.2023	Industrial					22009596	1000		2.07		
B.709		Kurnool	33KV	Adoni	Private Developers (SP)		KCT Renewable Wind Energy (P) Ltd-1	Metered	Functional	30.09.2023	Industrial					23001311	1000		22.19		
B.710		Kurnool	33KV	Kurnool Rurals	Private Developers (SP)		KCT Renewable Wind Energy (P) Ltd-2	Metered	Functional	30.09.2023	Industrial					23001303	1000		24.26		
B.711		Kurnool	33KV	Dhone	Private Developers (SP)		Matuth shakthi wind energy Ltd..	Metered	Functional	30.09.2023	Industrial					23006264	1000		9.23		
B.712		Kurnool	33KV	Adoni	Private Developers (SP)		ZR Renewable Energy Private Limited	Metered	Functional	30.09.2023	Industrial					AP201402	1000		12.45		
B.713		Kurnool	33KV	Dhone	Private Developers (SP)		Ecoren Wind Energy India Ltd.,	Metered	Functional	30.09.2023	Industrial					23005903	1000		20.54		
B.714		Kurnool	33KV	GOOTY	Private Developers (SP)		Sprouts Solar Energy Pvt.Ltd	Metered	Functional	30.09.2023	Industrial					22010136	1000		0.67		
B.715		Kurnool	33KV	Nandyal	Private Developers (SP)		Kanthi Brothers oil Pvt Ltd	Metered	Functional	30.09.2023	Industrial					APX01209	2500		2.13		
B.716		Kurnool	33KV	Adoni	Private Developers (SP)		KCT Wind Power plant Circuit - I	Metered	Functional	30.09.2023	Industrial					23001306	1000		25.51		
B.717		Kurnool	33KV	Adoni	Private Developers (SP)		KCT Wind Power plant Circuit - II	Metered	Functional	30.09.2023	Industrial					23001309	1000		23.11		
B.718		Kurnool	33KV	Adoni	Private Developers (SP)		Mythra Vayu (Krishna) Pvt. Ltd., Burugula	Metered	Functional	30.09.2023	Industrial					23005784	1000		11.73		
B.719		Kurnool	33KV	Adoni	Private Developers (SP)		SB Solar Services Pvt Ltd.	Metered	Functional	30.09.2023	Industrial					22010121	1000		0.97		
B.720		Kurnool	33KV	Kurnool Rurals	Private Developers (SP)		JSW Energy Ltd.	Metered	Functional	30.09.2023	Industrial					8579824	1000		0.47		
B.724		Kurnool	132KV	KURNOOL	IEX		RAYALASEEMA ALKALIES &	Metered	Functional	30.09.2023	Industrial					AP200876	1000				37.04
B.725		Kurnool	132KV	DHONE	IEX		M/S. SREE JAYAJOTHI CEMENTS LTD.	Metered	Functional	30.09.2023	Industrial					00AP200800	1000				0.77
B.726		Kurnool	132KV	ADONI	IEX		M/S MARUTI ISPAT AND ENERGY PVT.LTD,	Metered	Functional	30.09.2023	Industrial					APX01660	1000				2.60
B.727		Kurnool	11KV	KURNOOL	OA		USHODAYA PUBLICATIONS	Metered	Functional	30.09.2023	Industrial					22009639	1				0.03
B.728		Kurnool	33KV	NANDYAL	OA		M/S SUGNA SPONGE AND POWER PVT LTD	Metered	Functional	30.09.2023	Industrial					AP200734	1000				0.70




S.No	Zone	Circle	Voltage Level (KVA)	Division (KVA)	Sub Station (KVA)	Feeder ID	Feeder Name	Feeder Metering Status (Metered/ un-metered/ AMI/AMR)	Status of Meter (Functional/Non-functional)	Metering Date		Feeder Type (Agri/ Industrial/Mixed )	Status of Communication			Period from July '23 to September ' 23				Sales	Remarks (Source of data)		
										Date of last actual meter reading/ communication			% data received through automatically if feeder AMR/AMI	Number of hours when meter was unable to communicate in period	Total Number of hours in the period	Meter S.No	CT/PT ratio	Import (MU)	Export (MU)				
B.729		Kurnool	132KV	DHONE	Third Party		M/S.RAIN CEMENTS LTD.	Metered	Functional	30.09.2023		Industrial				X0661694	1000		4.78				
B.730		Kurnool	0.440KV		AUXILIARY CONSUMPTION		AUXILIARY CONSUMPTION	Metered	Functional	30.09.2023		Industrial							0.42				
B.731		Kadapa	33KV	Mydukur	INTERCIRCLE		33KV ANNAVARAM	Metered	Functional	30.09.2023		Industrial				AP906854	2000		7.37				
B.732		Kadapa	33KV	Proddatur	INTERCIRCLE		33KV GURLAGUNTA	Metered	Functional	30.09.2023		Industrial				KAB01944	2000		1.28				
B.733		Ananthapur	33KV	GOOTY	INTERCIRCLE		33KV PEAPULLY(PGCI)	Metered	Functional	30.09.2023		Industrial				AP906675	1000		8.25				
B.734		Ananthapur	33KV	GOOTY	INTERCIRCLE		33KV KASAPURAM	Metered	Functional	30.09.2023		Industrial				Y0010005	1000		2.07				
B.735	<b>Total (MU)</b>																						
B.736																			8046.85	280.80			
																			<b>7766.05</b>				

I/We undertake that the information supplied in this Document and Pro-forma is accurate to the best of my knowledge and if any of the information supplied is found to be incorrect and such information result into loss to the Central Government or State Government or any of the authority under them or any other person affected, I/we undertake to

Authorised Signatory and Seal

✓  
**CHIEF GENERAL MANAGER**  
 Name of Authorised Signatory  
 Name of the DISCOM: **QC & E C**  
 Full Address: **APSPDCL :: TIRUPATI**

Seal

Signature:   
 Name of Energy Manager: **S.SOMASEKHAR**  
 Registration Number: **EA-7172**

Form-SJ(Details of circle wise losses)  
Sector-Electricity Distribution Companies

C. Circle wise losses

July ' 2023 to September 2023

Sl. No	Name of circle	Circle code	Name of the Division	Consumer profile											Energy parameters					Commercial Parameter			
				Consumer category	No of connection metered (Nos)	No of connection Un-metered (Nos)	Total Number of connections (Nos)	% of number of connections	Connected Load metered (MW)	Connected Load Un-metered (MW)	Total Connected Load (MW)	% of connected load	Billed energy (MU)				Losses		Billed Amount in Rs. Crore	Collected Amount in Rs. Crore	Collection Efficiency	AT & C loss (%)	
													Input energy (MU)	Metered energy	Unmetered/assessment energy	Total energy	% of energy consumption	T&D loss (MU)					T&D loss (%)
1	Nellore	04	Nellore Town	Residential	227139	0	227139	82%	530.63	0.000	530.634	74%	174.38	116.865	0.000	116.865	70%	6.23	3.57	161.28	159.22	0.99	4.81
				Agricultural	39	264	303	0%	1.51	1.11	2.623	0%		0.018	0	0.018	0%						
				Commercial/Industrial-LT	44969	0	44969	16%	143.97	0.000	143.974	20%		30.454	0.000	30.454	18%						
				Commercial/Industrial-HT	152	0	152	0%	28.88	0.000	28.875	4%		16.729	0.000	16.729	10%						
				Others	3053	0	3053	1%	13.28241	0.000	13.282	2%		4.085	0.000	4.085	2%						
<b>Sub-total</b>				<b>Sub-Total</b>	<b>275352</b>	<b>264</b>	<b>275616</b>	<b>100%</b>	<b>718.27</b>	<b>1.112</b>	<b>719.387</b>	<b>100%</b>	<b>174.38</b>	<b>168.151</b>	<b>0</b>	<b>168.151</b>	<b>100%</b>	<b>6.23</b>	<b>3.57</b>	<b>161.28</b>	<b>159.22</b>	<b>98.72</b>	<b>4.81</b>
2	Nellore	04	NELLORE RURALS	Residential	213333	0	213333	75%	174.61	0.000	174.609	19%	284.84	56.339	0.000	56.339	22%	25.10	8.81	218.13	197.91	0.91	17.27
				Agricultural	2052	42979	45031	16%	351.40	143.69	495.085	55%		65.491	41.762	107.253	41%						
				Commercial/Industrial-LT	19423	0	19423	7%	77.28	0.000	77.275	9%		12.635	0.000	12.635	5%						
				Commercial/Industrial-HT	184	0	184	0%	113.94	0.000	113.942	13%		64.631	0.000	64.631	25%						
				Others	5795	0	5795	2%	38.20935	0.000	38.209	4%		18.876	0.000	18.876	7%						
<b>Sub-total</b>				<b>Sub-Total</b>	<b>240787</b>	<b>42979</b>	<b>283766</b>	<b>100%</b>	<b>755.43</b>	<b>143.69</b>	<b>899.121</b>	<b>100%</b>	<b>284.84</b>	<b>217.972</b>	<b>41.762</b>	<b>259.734</b>	<b>100%</b>	<b>25.10</b>	<b>8.81</b>	<b>218.13</b>	<b>197.91</b>	<b>90.73</b>	<b>17.27</b>
3	Nellore	04	NAIDUPETA	Residential	184409	0	184409	74%	201.99	0	201.98981	25%	336.02	48.659	0.000	48.659	16%	29.34	8.73	223.53	217.03	0.97	11.39
				Agricultural	110	39335	39445	16%	150.89	149.74	300.62665	37%		0.051	19.698	19.749	6%						
				Commercial/Industrial-LT	19268	0	19268	8%	60.53	0	60.532	8%		10.856	0.000	10.856	4%						
				Commercial/Industrial-HT	141	0	141	0%	200.76	0	200.76319	25%		203.858	0.000	203.858	66%						
				Others	5455	0	5455	2%	38.76199	0	38.76199	5%		23.552	0.000	23.552	8%						
<b>Sub-Total</b>				<b>Sub-Total</b>	<b>209383</b>	<b>39335</b>	<b>248718</b>	<b>100%</b>	<b>652.94</b>	<b>149.74</b>	<b>802.67364</b>	<b>100%</b>	<b>336.02</b>	<b>286.976</b>	<b>19.69825263</b>	<b>306.674</b>	<b>100%</b>	<b>29.34</b>	<b>8.73</b>	<b>223.53</b>	<b>217.03</b>	<b>97.09</b>	<b>11.39</b>
4	Nellore	04	KAVALI	Residential	287989	0	287989	74%	244.25	0	244.25354	24%	284.10	71.739	0.000	71.739	28%	26.04	9.16	194.27	178.69	0.92	16.45
				Agricultural	903	64084	64987	17%	345.60	238.72	584.31461	57%		37.328	60.782	98.110	38%						
				Commercial/Industrial-LT	30405	0	30405	8%	96.90	0	96.90216	9%		16.348	0.000	16.348	6%						
				Commercial/Industrial-HT	98	0	98	0%	41.50	0	41.49851	4%		27.821	0.000	27.821	11%						
				Others	7893	0	7893	2%	53.82199	0	53.82199	5%		44.047	0.000	44.047	17%						
<b>Sub-total</b>				<b>Sub-Total</b>	<b>327288</b>	<b>64084</b>	<b>391372</b>	<b>100%</b>	<b>782.07511</b>	<b>238.7157</b>	<b>1020.79081</b>	<b>100%</b>	<b>284.10</b>	<b>197.28</b>	<b>60.78173423</b>	<b>258.064</b>	<b>100%</b>	<b>26.04</b>	<b>9.16</b>	<b>194.27</b>	<b>178.69</b>	<b>91.98</b>	<b>16.45</b>
5	Nellore	04	GUDUR	Residential	167008	0	167008	74%	128.00	0	127.99742	19%	195.25	36.249	0.000	36.249	20%	16.98	8.70	135.69	119.55	0.88	19.56
				Agricultural	320	35867	36187	16%	266.97	138.91	405.88445	60%		32.255	35.387	67.641	38%						
				Commercial/Industrial-LT	16264	0	16264	7%	54.37	0	54.37385	8%		8.869	0.000	8.869	5%						
				Commercial/Industrial-HT	85	0	85	0%	60.25	0	60.25	9%		51.115	0.000	51.115	29%						
				Others	4933	0	4933	2%	27.7209	0	27.7209	4%		14.390	0.000	14.390	8%						
<b>Sub-total</b>				<b>Sub-Total</b>	<b>188610</b>	<b>35867</b>	<b>224477</b>	<b>100%</b>	<b>537.31323</b>	<b>138.9134</b>	<b>676.22663</b>	<b>100%</b>	<b>195.25</b>	<b>142.879</b>	<b>35.38665914</b>	<b>178.265</b>	<b>100%</b>	<b>16.98</b>	<b>8.70</b>	<b>135.69</b>	<b>119.55</b>	<b>88.10</b>	<b>19.56</b>
6	Nellore	04	ATMAKURU	Residential	100751	0	100751	71%	52.75	0	52.75213	17%	55.97	16.121	0.000	16.121	32%	5.14	9.19	41.43	37.50	0.91	17.80
				Agricultural	121	30377	30498	21%	111.40	110.17	221.56521	73%		0.078	28.124	28.202	55%						
				Commercial/Industrial-LT	8359	0	8359	6%	18.76	0	18.75796	6%		3.448	0.000	3.448	7%						
				Commercial/Industrial-HT	15	0	15	0%	2.51	0	2.51	1%		0.543	0.000	0.543	1%						
				Others	3251	0	3251	2%	7.14475	0	7.14475	2%		2.515	0.000	2.515	5%						
<b>Sub-total</b>				<b>Sub-Total</b>	<b>112497</b>	<b>30377</b>	<b>142874</b>	<b>100%</b>	<b>192.56225</b>	<b>110.1678</b>	<b>302.73005</b>	<b>100%</b>	<b>55.97</b>	<b>22.705</b>	<b>28.12383698</b>	<b>50.829</b>	<b>100%</b>	<b>5.14</b>	<b>9.19</b>	<b>41.43</b>	<b>37.50</b>	<b>90.52</b>	<b>17.80</b>
1	Nellore	04	Nellore Circle	Residential	1180629	0	1180629	75%	1332.24	0	1332.236	30%	1330.56	345.97	0.00	345.973	206%	108.84	8.18	974.33	909.90	0.93	14.25
				Agricultural	3545	212906	216451	14%	1227.76	782.334	2010.09897	45%		135.22	185.75	320.974	191%						
				Commercial/Industrial-LT	138688	0	138688	9%	451.81	0	451.81469	10%		82.61	0.00	82.610	49%						
				Commercial/Industrial-HT	675	0	675	0%	447.84	0	447.83889	10%		364.70	0.00	364.697	217%						
				Others	30380	0	30380	2%	178.94	0	178.94139	4%		107.46	0.00	107.464	64%						
<b>Sub-total</b>				<b>Nellore Circle Total</b>	<b>1353917</b>	<b>212906</b>	<b>1566823</b>	<b>100%</b>	<b>3638.60</b>	<b>782.33426</b>	<b>4420.92994</b>	<b>100%</b>	<b>1330.56</b>	<b>1035.96</b>	<b>185.75</b>	<b>1221.717</b>	<b>100%</b>	<b>108.84</b>	<b>8.18</b>	<b>974.33</b>	<b>909.90</b>	<b>93.39</b>	<b>14.25</b>

C. Circle wise losses																							
Sl. No	Name of circle	Circle code	Name of the Division	July ' 2023 to September 2023														Commercial Parameter					
				Consumer profile								Energy parameters						Losses		Billed Amount in Rs. Crore	Collected Amount in Rs. Crore	Collection Efficiency	AT & C loss (%)
				Consumer category	No of connection metered (Nos)	No of connection Un-metered (Nos)	Total Number of connections (Nos)	% of number of connections	Connected Load metered (MW)	Connected Load Un-metered (MW)	Total Connected Load (MW)	% of connected load	Billed energy (MU)				T&D loss (MU)	T&D loss (%)					
													Input energy (MU)	Metered energy	Unmetered/as sessment energy	Total energy			% of energy consumption				
7	Tirupati	05	TIRUPATI TOWN	Residential	299104	0	299104	83%	707.23	0	707.22878	62%	315.24	116.535	0.000	116.535	38%	11.03	3.50	254.94	238.63	0.94	9.67
				Agricultural	59	5569	5628	2%	20.62	20.23	40.85	4%		0.015	4.298	4.312	1%						
				Commercial/Industrial-LT	48162	0	48162	13%	208.62	0	208.61995	18%		39.631	0.000	39.631	13%						
				Commercial/Industrial-HT	366	0	366	0%	134.98	0	134.98222	12%		111.290	0.000	111.290	37%						
				Others	5306	0	5306	1%	52.95625	0	52.95625	5%		32.441	0.000	32.441	11%						
<b>Sub-total</b>				<b>Sub-Total</b>	<b>352997</b>	<b>5569</b>	<b>358566</b>	<b>100%</b>	<b>1124.40601</b>	<b>20.23119</b>	<b>1144.6372</b>	<b>100%</b>	<b>315.24</b>	<b>299.912</b>	<b>4.297598949</b>	<b>304.209</b>	<b>100%</b>	<b>11.03</b>	<b>3.50</b>	<b>254.94</b>	<b>238.63</b>	<b>93.60</b>	<b>9.67</b>
8	Tirupati	05	TIRUPATI RURALS	Residential	174414	0	174414	71%	224.05	0	224.05468	25%	354.81	52.346	0.000	52.346	16%	31.58	8.90	250.24	238.17	0.95	13.29
				Agricultural	269	46004	46273	19%	181.15	179.81	360.95634	41%		0.097	43.866	43.963	14%						
				Commercial/Industrial-LT	20415	0	20415	8%	75.18	0	75.18085	9%		12.063	0.000	12.063	4%						
				Commercial/Industrial-HT	141	0	141	0%	191.20	0	191.20026	22%		199.597	0.000	199.597	62%						
				Others	6003	0	6003	2%	27.30115	0	27.30115	3%		15.267	0.000	15.267	5%						
<b>Sub-total</b>				<b>Sub-Total</b>	<b>201242</b>	<b>46004</b>	<b>247246</b>	<b>100%</b>	<b>698.88818</b>	<b>179.8051</b>	<b>878.69328</b>	<b>100%</b>	<b>354.81</b>	<b>279.370</b>	<b>43.86596739</b>	<b>323.236</b>	<b>100%</b>	<b>31.58</b>	<b>8.90</b>	<b>250.24</b>	<b>238.17</b>	<b>95.18</b>	<b>13.29</b>
9	Tirupati	05	PUTTUR	Residential	203773	0	203773	67%	193.61	0	193.61419	18%	329.29	45.214	0.000	45.214	15%	29.40	8.93	234.56	220.10	0.94	14.54
				Agricultural	327	61955	62282	21%	248.86	246.85	495.71456	47%		0.106	36.424	36.530	12%						
				Commercial/Industrial-LT	27167	0	27167	9%	95.15	0	95.15372	9%		15.264	0.000	15.264	5%						
				Commercial/Industrial-HT	254	0	254	0%	241.05	0	241.05445	23%		185.489	0.000	185.489	62%						
				Others	8661	0	8661	3%	32.70225	0	32.70225	3%		17.392	0.000	17.392	6%						
<b>Sub-total</b>				<b>Sub-Total</b>	<b>240182</b>	<b>61955</b>	<b>302137</b>	<b>100%</b>	<b>811.38532</b>	<b>246.8539</b>	<b>1058.23922</b>	<b>100%</b>	<b>329.29</b>	<b>263.466</b>	<b>36.42396361</b>	<b>299.890</b>	<b>100%</b>	<b>29.40</b>	<b>8.93</b>	<b>234.56</b>	<b>220.10</b>	<b>93.83</b>	<b>14.54</b>
10	Tirupati	05	PILERU	Residential	124004	0	124004	68%	132.40	0	132.39859	21%	130.32	19.477	0.000	19.477	16%	11.61	8.91	100.43	84.82	0.84	23.06
				Agricultural	37	38708	38745	21%	200.17	199.68	399.85103	62%		0.169	83.916	84.085	71%						
				Commercial/Industrial-LT	13040	0	13040	7%	40.14	0	40.13993	6%		5.489	0.000	5.489	5%						
				Commercial/Industrial-HT	33	0	33	0%	10.27	0	10.271	2%		3.231	0.000	3.231	3%						
				Others	5572	0	5572	3%	59.28109	0	59.28109	9%		6.431	0.000	6.431	5%						
<b>Sub-total</b>				<b>Sub-Total</b>	<b>142686</b>	<b>38708</b>	<b>181394</b>	<b>100%</b>	<b>442.26144</b>	<b>199.6802</b>	<b>641.94164</b>	<b>100%</b>	<b>130.32</b>	<b>34.795</b>	<b>83.91599375</b>	<b>118.711</b>	<b>100%</b>	<b>11.61</b>	<b>8.91</b>	<b>100.43</b>	<b>84.82</b>	<b>84.46</b>	<b>23.06</b>
11	Tirupati	05	MADANAPALE	Residential	191246	0	191246	72%	182.12	0	182.12294	20%	195.80	32.295	0.000	32.295	18%	17.42	8.90	165.90	138.52	0.83	23.93
				Agricultural	211	43327	43538	16%	273.02	270.86	543.88068	60%		0.229	105.332	105.562	59%						
				Commercial/Industrial-LT	24373	0	24373	9%	81.85	0	81.85019	9%		12.768	0.000	12.768	7%						
				Commercial/Industrial-HT	82	0	82	0%	17.67	0	17.668	2%		7.550	0.000	7.550	4%						
				Others	6486	0	6486	2%	83.16767	0	83.16767	9%		20.208	0.000	20.208	11%						
<b>Sub-total</b>				<b>Sub-Total</b>	<b>222398</b>	<b>43327</b>	<b>265725</b>	<b>100%</b>	<b>637.83168</b>	<b>270.8578</b>	<b>908.68948</b>	<b>100%</b>	<b>195.80</b>	<b>73.051</b>	<b>105.3321513</b>	<b>178.383</b>	<b>100%</b>	<b>17.42</b>	<b>8.90</b>	<b>165.90</b>	<b>138.52</b>	<b>83.50</b>	<b>23.93</b>
12	Tirupati	05	CHITTOOR TOWN	Residential	150981	0	150981	69%	197.36	0	197.35715	27%	198.08	37.368	0.000	37.368	21%	17.61	8.89	153.33	141.09	0.92	16.16
				Agricultural	152	36252	36404	17%	168.91	167.61	336.51867	46%		0.180	78.347	78.528	44%						
				Commercial/Industrial-LT	24757	0	24757	11%	108.10	0	108.09563	15%		18.137	0.000	18.137	10%						
				Commercial/Industrial-HT	243	0	243	0%	67.97	0	67.96825	9%		38.100	0.000	38.100	21%						
				Others	5414	0	5414	2%	17.67756	0	17.67756	2%		8.337	0.000	8.337	5%						
<b>Sub-total</b>				<b>Sub-Total</b>	<b>181547</b>	<b>36252</b>	<b>217799</b>	<b>100%</b>	<b>560.01116</b>	<b>167.6061</b>	<b>727.61726</b>	<b>100%</b>	<b>198.08</b>	<b>102.123</b>	<b>78.34730015</b>	<b>180.470</b>	<b>100%</b>	<b>17.61</b>	<b>8.89</b>	<b>153.33</b>	<b>141.09</b>	<b>92.02</b>	<b>16.16</b>
13	Tirupati	05	CHITTOOR RURALS	Residential	71042	0	71042	65%	49.12	0	49.11768	11%	117.64	14.063	0.000	14.063	13%	10.51	8.93	83.28	74.18	0.89	18.88
				Agricultural	85	28169	28254	26%	150.59	148.42	299.01275	67%		0.306	20.647	20.953	20%						
				Commercial/Industrial-LT	7128	0	7128	7%	29.55	0	29.54665	7%		5.186	0.000	5.186	5%						
				Commercial/Industrial-HT	78	0	78	0%	57.02	0	57.016	13%		62.907	0.000	62.907	59%						
				Others	2814	0	2814	3%	10.35438	0	10.35438	2%		4.028	0.000	4.028	4%						
<b>Sub-total</b>				<b>Sub-Total</b>	<b>81147</b>	<b>28169</b>	<b>109316</b>	<b>100%</b>	<b>296.62896</b>	<b>148.4185</b>	<b>445.04746</b>	<b>100%</b>	<b>117.64</b>	<b>86.490</b>	<b>20.64736738</b>	<b>107.137</b>	<b>100%</b>	<b>10.51</b>	<b>8.93</b>	<b>83.28</b>	<b>74.18</b>	<b>89.07</b>	<b>18.88</b>
14	Tirupati	05	Punganoor	Residential	184360	0	184360	169%	149.42	0	149.41673	34%	384.10	28.472	0.000	28.472	27%	35.07	9.13	228.97	139.59	0.61	44.60
				Agricultural	114	57802	57916	53%	328.12	322.92	651.03981	146%		1.331	120.088	121.419	113%						
				Commercial/Industrial-LT	22851	0	22851	21%	67.18	0	67.18489	15%		9.926	0.000	9.926	9%						
				Commercial/Industrial-HT	99	0	99	0%	51.77	0	51.7681	12%		46.707	0.000	46.707	44%						
				Others	6924	0	6924	6%	36.63482	0	36.63482	8%		142.506	0.000	142.506	133%						
<b>Sub-total</b>				<b>Sub-Total</b>	<b>214348</b>	<b>57802</b>	<b>272150</b>	<b>100%</b>	<b>633.12345</b>	<b>322.9209</b>	<b>956.04435</b>	<b>100%</b>	<b>384.10</b>	<b>228.941</b>	<b>120.0879944</b>	<b>349.029</b>	<b>100%</b>	<b>35.07</b>	<b>9.13</b>	<b>228.97</b>	<b>139.59</b>	<b>60.97</b>	<b>44.60</b>
2	Tirupati	05	Tirupati Circle	Residential	1398924	0	1398924	72%	1835.3107	0	1835.31074	27%	2025.29	345.76922	0	345.769	19%	164.22	8.11	1471.64	1275.10	0.87	20.38
				Agricultural	1254	317786	319040	16%	1571.4502	1556.37369	3127.82384	46%		2.433	492.9183369	495.3511075	27%						
				Commercial/Industrial-LT	187893	0	187893	10%	705.77181	0	705.77181	10%		118.46437	0	118.4643746	6%						
				Commercial/Industrial-HT	1296	0	1296	0%	771.92833	0	771.92833	11%		654.87181	0	654.8718052	35%						
				Others	47180	0	47180	2%	320.07517	0	320.07517	5%		246.60978	0	246.60978	13%						
<b>Sub-total</b>				<b>Tirupati Circle Total</b>	<b>1636547</b>	<b>259984</b>	<b>1954333</b>	<b>100%</b>	<b>5204.5362</b>	<b>1556.37369</b>	<b>6760.90989</b>	<b>100%</b>	<b>2025.29</b>	<b>1368.1479</b>	<b>492.9183369</b>	<b>1861.066284</b>	<b>100%</b>	<b>164.22</b>	<b>8.11</b>	<b>1471.64</b>	<b>1275.10</b>	<b>86.64</b>	<b>20.38</b>


C. Circle wise losses																							
July ' 2023 to September 2023																							
Sl. No	Name of circle	Circle code	Name of the Division	Consumer profile								Energy parameters						Losses		Commercial Parameter			
				Consumer category	No of connection metered (Nos)	No of connection Un-metered (Nos)	Total Number of connections (Nos)	% of number of connections	Connected Load metered (MW)	Connected Load Un-metered (MW)	Total Connected Load (MW)	% of connected load	Input energy (MU)	Billed energy (MU)			% of energy consumption	T&D loss (MU)	T&D loss (%)	Billed Amount in Rs. Crore	Collected Amount in Rs. Crore	Collection Efficiency	AT & C loss (%)
														Metered energy	Unmetered/assessment energy	Total energy							
15	Kadapa	06	RAYACHOTY	Residential	130010	0	130010	72%	136.97	0	136.96551	27%	116.64	28.233	0.000	28.233	26%	10.10	8.66	86.68	77.13	0.89	18.71
				Agricultural	11	32424	32435	18%	153.60	153.49	307.09238	61%		0.035	64.136	64.171	60%						
				Commercial/Industrial-LT	12552	0	12552	7%	40.31	0	40.30518	8%		6.611	0.000	6.611	6%						
				Commercial/Industrial-HT	33	0	33	0%	6.27	0	6.27164	1%		2.155	0.000	2.155	2%						
				Others	4933	0	4933	3%	14.20395	0	14.20395	3%		5.379	0.000	5.379	5%						
				<b>Sub-total</b>	<b>Sub-Total</b>	<b>147539</b>	<b>32424</b>	<b>179963</b>	<b>100%</b>	<b>351.34426</b>	<b>153.4944</b>	<b>504.83866</b>		<b>100%</b>	<b>116.64</b>	<b>42.412</b>	<b>64.13625857</b>						
16	Kadapa	06	RAJAMPET	Residential	154525	0	154525	71%	168.66	0	168.6613	22%	187.57	40.996	0.000	40.996	24%	16.15	8.61	137.03	119.28	0.87	20.44
				Agricultural	15	39030	39045	18%	247.04	246.90	493.93908	63%		0.019	79.174	79.193	46%						
				Commercial/Industrial-LT	16465	0	16465	8%	51.04	0	51.04471	7%		9.789	0.000	9.789	6%						
				Commercial/Industrial-HT	27	0	27	0%	17.06	0	17.055	2%		14.342	0.000	14.342	8%						
				Others	6187	0	6187	3%	50.41642	0	50.41642	6%		27.103	0.000	27.103	16%						
				<b>Sub-total</b>	<b>Sub-Total</b>	<b>177219</b>	<b>39030</b>	<b>216249</b>	<b>100%</b>	<b>534.21421</b>	<b>246.9023</b>	<b>781.11651</b>		<b>100%</b>	<b>187.57</b>	<b>92.249</b>	<b>79.1744114</b>						
17	Kadapa	06	PULIVENDULA	Residential	89546	0	89546	67%	99.18	0	99.17549	14%	187.31	19.074	0.000	19.074	11%	14.99	8.00	141.60	113.23	0.80	26.43
				Agricultural	29	31701	31730	24%	261.66	261.08	522.73417	72%		0.044	94.366	94.410	55%						
				Commercial/Industrial-LT	8712	0	8712	7%	30.04	0	30.04342	4%		4.441	0.000	4.441	3%						
				Commercial/Industrial-HT	44	0	44	0%	34.57	0	34.56962	5%		42.151	0.000	42.151	24%						
				Others	3791	0	3791	3%	39.471	0	39.471	5%		12.238	0.000	12.238	7%						
				<b>Sub-total</b>	<b>Sub-Total</b>	<b>102122</b>	<b>31701</b>	<b>133823</b>	<b>100%</b>	<b>464.9148</b>	<b>261.0789</b>	<b>725.9937</b>		<b>100%</b>	<b>187.31</b>	<b>77.949</b>	<b>94.36638042</b>						
18	Kadapa	06	PRODDATUR	Residential	228517	0	228517	78%	246.73	0	246.7297	27%	358.50	56.467	0.000	56.467	17%	30.02	8.37	267.63	225.10	0.84	22.93
				Agricultural	59	25160	25219	9%	131.19	130.16	261.3509	29%		0.169	45.384	45.553	14%						
				Commercial/Industrial-LT	31727	0	31727	11%	123.24	0	123.24437	13%		18.890	0.000	18.890	6%						
				Commercial/Industrial-HT	80	0	80	0%	148.09	0	148.08626	16%		167.977	0.000	167.977	51%						
				Others	5820	0	5820	2%	133.92278	0	133.92278	15%		39.595	0.000	39.595	12%						
				<b>Sub-total</b>	<b>Sub-Total</b>	<b>266203</b>	<b>25160</b>	<b>291363</b>	<b>100%</b>	<b>783.17431</b>	<b>130.1597</b>	<b>913.33401</b>		<b>100%</b>	<b>358.50</b>	<b>283.097</b>	<b>45.38424213</b>						
19	Kadapa	06	MYDUKUR	Residential	155326	0	155326	71%	138.03	0	138.03355	18%	147.34	31.853	0.000	31.853	24%	12.82	8.70	109.00	95.15	0.87	20.30
				Agricultural	49	45113	45162	21%	278.23	276.76	554.99584	73%		0.504	82.042	82.547	61%						
				Commercial/Industrial-LT	13659	0	13659	6%	42.63	0	42.63102	6%		7.692	0.000	7.692	6%						
				Commercial/Industrial-HT	29	0	29	0%	9.76	0	9.75716	1%		5.761	0.000	5.761	4%						
				Others	5918	0	5918	3%	16.53616	0	16.53616	2%		6.662	0.000	6.662	5%						
				<b>Sub-total</b>	<b>Sub-Total</b>	<b>174981</b>	<b>45113</b>	<b>220094</b>	<b>100%</b>	<b>485.19043</b>	<b>276.7633</b>	<b>761.95373</b>		<b>100%</b>	<b>147.34</b>	<b>52.472</b>	<b>82.04230243</b>						
20	Kadapa	06	KADAPA	Residential	197140	0	197140	81%	329.90	0	329.90024	50%	161.90	67.920	0.000	67.920	45%	11.22	6.93	124.57	117.89	0.95	11.92
				Agricultural	46	11228	11274	5%	77.31	76.71	154.02019	24%		0.080	27.821	27.900	19%						
				Commercial/Industrial-LT	30553	0	30553	13%	100.93	0	100.9279	15%		19.144	0.000	19.144	13%						
				Commercial/Industrial-HT	137	0	137	0%	33.59	0	33.5914	5%		16.618	0.000	16.618	11%						
				Others	4426	0	4426	2%	35.67662	0	35.67662	5%		19.092	0.000	19.092	13%						
				<b>Sub-total</b>	<b>Sub-Total</b>	<b>232302</b>	<b>11228</b>	<b>243530</b>	<b>100%</b>	<b>577.40355</b>	<b>76.7128</b>	<b>654.11635</b>		<b>100%</b>	<b>161.90</b>	<b>122.853</b>	<b>27.82050569</b>						
3	Kadapa	06	Kadapa Circle	Residential	955064	0	955064	74%	1119.4658	0	1119.46579	26%	1159.26	244.543	0	244.5429768	23%	95.30	8.22	866.51	747.80	0.86	20.79
				Agricultural	209	184656	184865	14%	1149.0212	1145.1114	2294.13256	53%		0.851	392.9241006	393.7748796	37%						
				Commercial/Industrial-LT	113668	0	113668	9%	388.1966	0	388.1966	9%		66.566	0	66.56604368	6%						
				Commercial/Industrial-HT	350	0	350	0%	249.33108	0	249.33108	6%		249.003	0	249.003497	23%						
				Others	31075	0	31075	2%	290.22693	0	290.22693	7%		110.068	0	110.0681215	10%						
				<b>Sub-total</b>	<b>Kadapa Circle Total</b>	<b>1100366</b>	<b>184656</b>	<b>1285022</b>	<b>100%</b>	<b>3196.2416</b>	<b>1145.1114</b>	<b>4341.35296</b>		<b>100%</b>	<b>1159.26</b>	<b>671.031</b>	<b>392.9241006</b>						

C. Circle wise losses																							
Sl. No	Name of circle	Circle code	Name of the Division	July ' 2023 to September 2023												Commercial Parameter							
				Consumer profile								Energy parameters				Losses		Billed Amount in Rs. Crore	Collected Amount in Rs. Crore	Collection Efficiency	AT & C loss (%)		
				Consumer category	No of connection metered (Nos)	No of connection Un-metered (Nos)	Total Number of connections (Nos)	% of number of connections	Connected Load metered (MW)	Connected Load Un-metered (MW)	Total Connected Load (MW)	% of connected load	Input energy (MU)	Metered energy	Unmetered/assessment energy	Total energy	% of energy consumption					T&D loss (MU)	T&D loss (%)
21	Ananthapur	07	KALYANDURG	Residential	203012		203012	65%	99.22	0	99.22475	10%	261.42	22.187	0.000	22.187	9%	24.88	9.52	206.08	169.96	0.82	25.38
				Agricultural	18	85296	85314	27%	394.10	394.91	789.01052	76%		0.032	179.192	179.224	76%						
				Commercial/Industrial-LT	18663	0	18663	6%	46.07	0	46.07136	4%		6.565	0.000	6.565	3%						
				Commercial/Industrial-HT	114	0	114	0%	40.02	0	40.01535	4%		11.332	0.000	11.332	5%						
				Others	4647	0	4647	1%	58.89385	0	58.89385	6%		17.225	0.000	17.225	7%						
Sub-total				Sub-Total	226454	85296	311750	100%	638.30473	394.9111	1033.21583	100%	261.42	57.341	179.1918065	236.533	100%	24.88	9.52	206.08	169.96	82.47	25.38
22	Ananthapur	07	KADIRI	Residential	225823	0	225823	72%	141.35	0	141.35086	15%	207.29	31.713	0.000	31.713	17%	19.85	9.58	164.01	132.03	0.81	27.20
				Agricultural	50	57941	57991	19%	309.72	310.01	619.72881	66%		0.026	119.577	119.602	64%						
				Commercial/Industrial-LT	22089	0	22089	7%	56.07	0	56.07427	6%		9.270	0.000	9.270	5%						
				Commercial/Industrial-HT	42	0	42	0%	14.60	0	14.597	2%		4.803	0.000	4.803	3%						
				Others	6483	0	6483	2%	107.65185	0	107.65185	11%		22.052	0.000	22.052	12%						
Sub-total				Sub-Total	254487	57941	312428	100%	629.39049	310.0123	939.40279	100%	207.29	67.863	119.5766769	187.440	100%	19.85	9.58	164.01	132.03	80.50	27.20
23	Ananthapur	07	HINDUPUR	Residential	223618	0	223618	73%	135.39	0	135.39287	12%	619.90	47.104	0.000	47.104	8%	46.70	7.53	431.61	391.96	0.91	16.03
				Agricultural	207	46738	46945	15%	262.80	261.26	524.05392	45%		0.367	133.145	133.512	23%						
				Commercial/Industrial-LT	30856	0	30856	10%	94.61	0	94.60928	8%		15.730	0.000	15.730	3%						
				Commercial/Industrial-HT	223	0	223	0%	320.77	0	320.77313	27%		356.131	0.000	356.131	62%						
				Others	6340	0	6340	2%	91.94228	0	91.94228	8%		20.720	0.000	20.720	4%						
Sub-total				Sub-Total	261244	46738	307982	100%	905.51488	261.2566	1166.77148	100%	619.90	440.052	133.1447693	573.197	100%	46.70	7.53	431.61	391.96	90.81	16.03
24	Ananthapur	07	GOOTY	Residential	236847	0	236847	72%	170.24	0	170.23729	14%	388.41	47.316	0.000	47.316	13%	31.58	8.13	287.16	241.81	0.84	22.64
				Agricultural	11	57373	57384	17%	318.79	318.19	636.97302	51%		0.020	123.478	123.498	35%						
				Commercial/Industrial-LT	30468	0	30468	9%	143.94	0	143.94094	11%		26.506	0.000	26.506	7%						
				Commercial/Industrial-HT	128	0	128	0%	129.36	0	129.3575	10%		112.019	0.000	112.019	31%						
				Others	5128	0	5128	2%	171.83325	0	171.83325	14%		47.486	0.000	47.486	13%						
Sub-total				Sub-Total	272582	57373	329955	100%	934.1553	318.1867	1252.342	100%	388.41	233.347	123.4776415	356.824	100%	31.58	8.13	287.16	241.81	84.21	22.64
25	Ananthapur	07	ANANTHAPUR RURAL	Residential	157952	0	157952	65%	92.14	0	92.13723	11%	210.09	25.661	0.000	25.661	14%	20.25	9.64	170.04	134.76	0.79	28.39
				Agricultural	58	65384	65442	27%	325.92	324.33	650.24853	77%		0.022	138.906	138.928	73%						
				Commercial/Industrial-LT	17073	0	17073	7%	48.24	0	48.24052	6%		7.787	0.000	7.787	4%						
				Commercial/Industrial-HT	67	0	67	0%	14.02	0	14.016	2%		4.523	0.000	4.523	2%						
				Others	3407	0	3407	1%	41.17175	0	41.17175	5%		12.939	0.000	12.939	7%						
Sub-total				Sub-Total	178557	65384	243941	100%	521.48163	324.3324	845.81403	100%	210.09	50.932	138.9057971	189.838	100%	20.25	9.64	170.04	134.76	79.25	28.39
26	Ananthapur	07	ANANTHAPUR Town	Residential	248325	0	248325	102%	288.33	0	288.32648	34%	227.34	64.118	0.000	64.118	34%	17.08	7.51	172.39	157.81	0.92	15.33
				Agricultural	42	37129	37171	15%	194.01	193.73	387.73912	46%		0.061	89.821	89.882	47%						
				Commercial/Industrial-LT	37921	0	37921	16%	123.19	0	123.18708	15%		24.415	0.000	24.415	13%						
				Commercial/Industrial-HT	108	0	108	0%	21.53	0	21.52963	3%		10.885	0.000	10.885	6%						
				Others	4325	0	4325	2%	36.37014	0	36.37014	4%		20.963	0.000	20.963	11%						
Sub-total				Sub-Total	290721	37129	327850	100%	663.42425	193.7282	857.15245	100%	227.34	120.443	89.82071282	210.264	100%	17.08	7.51	172.39	157.81	91.54	15.33
4	Ananthapur	07	Ananthapur Circle	Residential	1295577	0	1295577	71%	926.66948	0	926.66948	15%	1914.44	238.100	0	238.100	14%	160.35	8.38	1431.28	1228.33	0.86	21.37
				Agricultural	386	349861	350247	19%	1805.3266	1802.4273	3607.75392	59%		0.529	784.1174041	784.646	45%						
				Commercial/Industrial-LT	157070	0	157070	9%	512.12345	0	512.12345	8%		90.272	0	90.27194541	5%						
				Commercial/Industrial-HT	682	0	682	0%	540.28861	0	540.28861	9%		499.693	0	499.6927317	28%						
				Others	30330	0	30330	2%	507.86312	0	507.86312	8%		141.385	0	141.3846615	8%						
Sub-total				Ananthapur Circle Total	1484045	349861	1833906	100%	4292.2713	1802.4273	6094.69858	100%	1914.44	969.978	784.117	1754.095	100%	160.35	8.38	1431.28	1228.33	85.82	21.37
27	Kurnool	08	NANDYAL	Residential	328967	0	328967	75%	235.92	0	235.91875	20%	331.4003898	93.725	0.000	93.725	31%	28.11	8.48	219.45	199.06	0.91	16.98
				Agricultural	47	65085	65132	15%	319.83	319.89	639.72031	55%		0.084	103.705	103.789	34%						
				Commercial/Industrial-LT	39576	0	39576	9%	157.18	0	157.17687	14%		24.511	0.000	24.511	8%						
				Commercial/Industrial-HT	151	0	151	0%	81.93	0	81.93251	7%		64.736	0.000	64.736	21%						
				Others	7332	0	7332	2%	46.74277	0	46.74277	4%		16.527	0.000	16.527	5%						
Sub-total				Sub-Total	376073	65085	441158	100%	841.59911	319.8921	1161.49121	100%	331.4003898	199.583	103.7051147	303.288	100%	28.11	8.48	219.45	199.06	90.71	16.98
28	Kurnool	08	KURNOOL TOWN	Residential	251105	0	251105	81%	300.45	0	300.45437	41%	279.1203283	75.656	0.000	75.656	29%	21.46	7.69	151.35	144.43	0.95	11.91
				Agricultural	94	11415	11509	4%	50.99	50.47	101.45418	14%		0.045	13.012	13.057	5%						
				Commercial/Industrial-LT	41686	0	41686	14%	196.16	0	196.15906	27%		24.045	0.000	24.045	9%						
				Commercial/Industrial-HT	167	0	167	0%	113.18	0	113.18039	15%		134.805	0.000	134.805	52%						
				Others	3896	0	3896	1%	21.022	0	21.022	3%		10.099	0.000	10.099	4%						
Sub-total				Sub-Total	296948	11415	308363	100%	681.80131	50.46869	732.27	100%	279.1203283	244.650	13.01206503	257.662	100%	21.46	7.69	151.35	144.43	95.43	11.91

C. Circle wise losses																									
Sl. No	Name of circle	Circle code	Name of the Division	Consumer profile												Energy parameters				Losses		Commercial Parameter			
				July '2023 to September 2023												Billed energy (MU)						Billed Amount in Rs. Crore	Collected Amount in Rs. Crore	Collection Efficiency	AT & C loss (%)
				Consumer category	No of connection metered (Nos)	No of connection Un-metered (Nos)	Total Number of connections (Nos)	% of number of connections	Connected Load metered (MW)	Connected Load Un-metered (MW)	Total Connected Load (MW)	% of connected load	Input energy (MU)	Metered energy	Unmetered/as assessment energy	Total energy	% of energy consumption	T&D loss (MU)	T&D loss (%)						
29	Kurnool	08	DHONE	Residential	151244	0	151244	72%	80.80	0	80.79991	10%	272.6803207	22.378	0.000	22.378	0%	21.66	7.94	183.17	69.73	0.38	64.96		
				Agricultural	38	37138	37176	18%	175.59	175.36	350.95301	41%		0.020	57.777	57.797	8420%								
				Commercial/Industrial-LT	17619	0	17619	8%	98.03	0	98.03428	12%		16.542	0.000	16.542	0%								
				Commercial/Industrial-HT	46	0	46	0%	69.37	0	69.36891	8%		47.269	0.000	47.269	0%								
				Others	3580	0	3580	2%	247.32951	0	247.32951	29%		107.037	0.000	107.037	0%								
Sub-total				Sub-Total	172527	37138	209665	100%	671.12202	175.3636	846.48562	100%	272.6803207	193.245	57.77677912	251.022	100%	21.66	7.94	183.17	69.73	38.07	64.96		
30	Kurnool	08	ADONI	Residential	354325	0	354325	74%	180.73	0	180.73421	17%	292.3903439	59.715	0.000	59.715	22%	23.68	8.10	198.77	178.06	0.90	17.67		
				Agricultural	20	77415	77435	16%	302.54	299.53	602.06554	56%		1.333	116.868	118.200	44%								
				Commercial/Industrial-LT	40374	0	40374	8%	95.63	0	95.63363	9%		13.894	0.000	13.894	5%								
				Commercial/Industrial-HT	124	0	124	0%	42.92	0	42.91781	4%		26.265	0.000	26.265	10%								
				Others	7131	0	7131	1%	147.67191	0	147.67191	14%		50.640	0.000	50.640	19%								
Sub-total				Sub-Total	401974	77415	479389	100%	769.4927	299.5304	1069.0231	100%	292.3903439	151.846	116.8678069	268.714	100%	23.68	8.10	198.77	178.06	89.58	17.67		
31	Kurnool	08	KURNOOL RURALS	Residential	157227	0	157227	33%	78.59	0.00	78.59	15%	160.9101893	30.254	0	30.254	11%	13.64	8.48	137.21	50.89	0.37	66.06		
				Agricultural	40	29164	29204	6%	115.14	115.16	230.30	43%		0.001	38.52448878	38.525	14%								
				Commercial/Industrial-LT	18085	0	18085	4%	39.81	0.00	39.81	7%		6.593	0	6.593	2%								
				Commercial/Industrial-HT	27	0	27	0%	4.18	0.00	4.18	1%		2.031	0	2.031	1%								
				Others	4164	0	4164	1%	178.35	0.00	178.35	34%		69.863	0	69.863	26%								
Sub-total				Sub-Total	179543	29164	208707	100%	416.06	115.16	531.22579	100%	160.9101893	108.742	38.52448878	147.266	100%	13.64	8.48	137.21	50.89	37.09	66.06		
5	Kurnool	08	Kurnool Circle	Residential	1242868	0	1242868	75%	876.497	0	876.50	20%	1336.50	281.73	0	281.728	23%	108.55	8.12	889.95	642.16	0.72	33.70		
				Agricultural	239	220217	220456	13%	964.079	960.42	1924.50	44%		1.48	329.886	331.369	27%								
				Commercial/Industrial-LT	157340	0	157340	10%	586.816	0	586.82	14%		85.58	0	85.585	7%								
				Commercial/Industrial-HT	515	0	515	0%	311.577	0	311.58	7%		275.11	0	275.105	22%								
				Others	26103	0	26103	2%	641.111	0	641.11	15%		254.17	0	254.165	21%								
Sub-total				Kurnool Circle Total	1427065	220217	1647282	100%	3380.080	960.42	4340.50	100%	1336.501572	898.07	329.886	1227.953	100%	108.55	8.12	889.95	642.16	72.16	33.70		
1	APSPDCL			Residential	6073062	0	6073062	73%	6090.179	0	6090.17856	23%	7766.05	1456.11	0.00	1456.11	20%	637.26	8.21	5633.70	4803.29	0.85	21.74		
				Agricultural	5633	1285426	1291059	16%	6717.642	6246.66	12964.30445	50%		140.52	2185.60	2326.12	33%								
				Commercial/Industrial-LT	754659	0	754659	9%	2644.723	0	2644.72258	10%		443.50	0.00	443.50	6%								
				Commercial/Industrial-HT	3518	0	3518	0%	2320.964	0	2320.96353	9%		2043.37	0.00	2043.37	29%								
				Others	165068	0	165068	2%	1938.218	0	1938.21787	7%		859.69	0.00	859.69	12%								
Sub-total				APSPDCL Circle Total	7001940	1285426	8287366	100%	19711.725	6246.66	25958.38709	100%	7766.05	4943.19	2185.60	7128.79	100%	637.26	8.21	5633.70	4803.29	85.26	21.736		


I/we undertake that the information supplied in this Document and Pro-forma is accurate to the best of my knowledge and if any of the information supplied is found to be incorrect and such information result into loss to the Central Government or State Government or any of the authority under them or any other person affected, I/we undertake to indemnify such loss.

Autho

  
**CHIEF GENERAL MANAGER**  
 Name of Authorised Signatory  
 Name of the DISCOM  
 Full Address  
**APSPDCL :: TIRUPATI**

Signature:-

Name of Energy Manager\*:  
Registration Number:

  
**S. Soma Sekhar**  
**EA - T172**